

Specifier Catalog 2021



THEGALLEY®
■ ■ ■ ■ REINVENT YOUR KITCHEN

TABLE OF CONTENTS

INTRODUCTION	PAGE
Collection Changes 2021	
Product Highlights	01 - 06
GALLEY WORKSTATIONS	
Workstation	07 - 16
Corner Workstation	17 - 22
WashStation™	23 - 30
Corner WashStation™	31 - 36
Work&WashStation™	37 - 42
BarStation®	43 - 46
DryDock™	47 - 62
HydroStation™	63 - 64
Custom	65 - 66
Upper Deck™	67 - 69
Basin Accessories	70
Optional Culinary Tools	71 - 76
GALLEY TAP	
Tap	77 - 92
Tap Accessories	93 - 94
Water Filtration System	95
GENERAL INFORMATION	
Use and Care	97 - 98
Kitchen Layout Types	99-100
Warranty	101-104
Product Index	105-123
Notes	124-126



The Galley, LLC Headquarters & Showroom
12626 South Memorial Drive
Bixby, OK 74008

The Galley Midwest Office & Showcase
The Merchandise Mart, First Floor
Chicago, IL 60654

TheGalley.com
800 375 4255



Life in the kitchen has never been this good

The kitchen is about much more than making a meal; it's the heart of the home. The Galley was created to make life in the kitchen easier, more efficient and more enjoyable. Discover how a highly functional and social kitchen revolves around the Galley Workstation.

REINVENT YOUR KITCHEN.

Ideal Workstation 7S with Natural Golden Bamboo
Culinary Tools, Polished Stainless Steel Taps

A BETTER WAY.



PREPARE STATION



COOK STATION



SERVE STATION



ENTERTAIN STATION



CLEAN STATION



PREPARE: RINSE



SERVE: GARNISH



CLEAN: SOAK

PREPARE | COOK | SERVE | ENTERTAIN | CLEAN

In your Galley, you can chop, strain, and mix easily and ergonomically to prepare a meal and efficiently transition to cooking with a cooktop nearby. Using various Serving Boards, quickly and conveniently transform your prepare and cook station into a serve station or set out drinks and hors d'oeuvres to create an ideal entertain station. Contain the mess within your Galley and clean throughout preparing, cooking, serving, and entertaining!

DESIGN YOUR GALLEY

WORKSTATION TYPE

- Workstation
- WashStation™
- Work&WashStation™
- BarStation
- HydroStation™

WORKSTATION SIZE

- 7' Workstation | Work&WashStation
- 6' Workstation | Work&WashStation
- 5' Workstation | Work&WashStation
- 4' Workstation | WashStation | Work&WashStation
- 4'X4' Corner Workstation | Corner WashStation
- 4'X3' Corner Workstation | Corner WashStation
- 3' Workstation | WashStation
- 2.5' Workstation | WashStation
- 2' Workstation | WashStation | BarStation
- 1.5' BarStation
- 1' HydroStation

ADD DRYDOCK™

- 18" DryDock
- 12" DryDock

CUSTOMIZE

Personalize size, drain & divider location, integrate an apron front or worktop and create the Ideal Workstation for your kitchen.

BASIN ACCESSORIES

- Bottom Grates
- Strainer Baskets & Disposal Flanges

CULINARY KIT/TOOL MATERIALS

- 3/4" Natural Golden Bamboo
- 1/2" Graphite Wood Composite
- 5/8" Exclusive Gray Resin
- 5/8" Designer White Resin
- American Black Walnut *Available for Chef's Block & Knife Block only*

UPPER DECK™

- Complete Sets
- Individual Sections 24", 20", 18", 12", 9", 6"

OPTIONAL CULINARY TOOLS/KITS

- Dual Tier Wash & Serve Set
- Upper & Dual Tier Condiment Serving Boards
- Upper & Dual Tier 2" thick Chef's Blocks
- Upper Tier Garnish Serving Board
- Upper & Lower Tier Utensil Caddy
- Knife Block
- Aluminum Half Sheet Pan
- Wash Caddy
- Wash Bowl
- Entertain Kit
- Outdoor Kit
- Wash Kit
- Corner Kit

TAP FINISHES

- Polished Stainless Steel
- Matte Stainless Steel
- PVD Gun Metal Gray™ Stainless Steel
- PVD Satin Black Stainless Steel
- PVD Polished Rose Gold Stainless Steel *Limited Edition*
- PVD Brushed Gold Stainless Steel *Limited Edition*

TAPS

- Tap
- BarTap
- Hot & Cold Tap *Available Early 2022*
- Pot Filler Tap
- Water Filtration System

TAP ACCESSORIES

- Soap Dispenser
- Deck Switch
- Air Gap



Ideal Workstation 7S with Graphite Wood Composite Culinary Kit and Upper Deck™, Matte Stainless Steel Taps, Hot & Cold Tap, Soap Dispenser, and Deck Switch

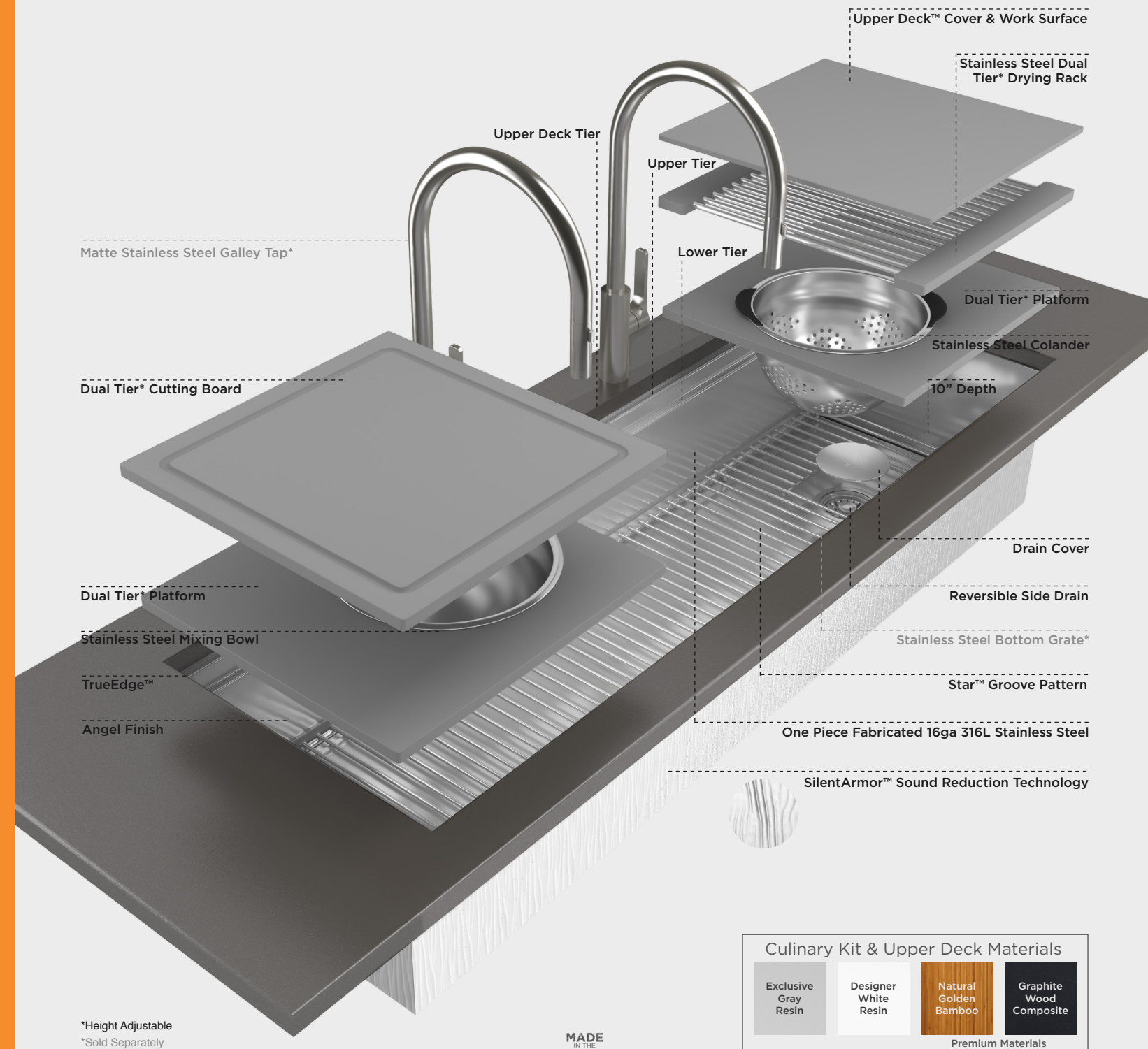
THE **GALLEY** WORKSTATION.

The Ultimate Culinary System

G

THE ORIGINAL KITCHEN WORKSTATION™

The Galley represents a whole new category of kitchen appliance. A complete culinary system where one can prepare, cook, serve, entertain, and clean all in one central and convenient place. The kitchen is even more functional and ergonomic with the Workstation near cooking. This evolutionary kitchen work line concept is much more efficient than the traditional work triangle layout. Simply put, The Galley System is A Better Way®. Each Galley is thoughtfully designed, engineered and hand-crafted in the USA. ★ ★ ★ ★



*Height Adjustable
*Sold Separately

MADE
IN THE
USA
★ ★ ★

Culinary Kit & Upper Deck Materials

Exclusive Gray Resin	Designer White Resin	Natural Golden Bamboo	Graphite Wood Composite
Premium Materials			



Ideal Workstation 4S with Exclusive Gray Resin Culinary Kit, Walnut Chef's Block, Matte Stainless Steel Tap, Soap Dispenser, and Deck Switch

Eliminate every reason why you don't like to cook

The Galley makes everything in your kitchen easier and more enjoyable. Slide the Galley Culinary Tools above and below each other to prepare a meal efficiently. Invite others to join in the fun and work side-by-side at a two or three person Workstation. Stay engaged and enjoy spending quality time with your family and friends around the Galley. Eliminate time-consuming clean up by preparing, cooking, serving and entertaining within the Workstation.

Make the problems of your kitchen disappear



IDEAL WORKSTATIONS

IWS-7-S
X-LARGE

Eight Dual Tier Culinary Tools
👤👤👤



IWS-6-S
LARGE

Eight Dual Tier Culinary Tools
👤👤



IWS-5-S
MEDIUM

Eight Dual Tier Culinary Tools
👤



IWS-4-S
SMALL

Five Single Tier Culinary Tools
👤




IWS-3-S
X-SMALL

Five Single Tier Culinary Tools
👤




IWS-30-S
XX-SMALL

Five Single Tier Culinary Tools
👤



IWS-2-C
MINI

Five Single Tier Culinary Tools
👤



Ideal Workstation. 7S

IWS-7-S-BA



Natural Golden Bamboo

IWS-7-S-GT



Graphite Wood Composite

IWS-7-S-WH



Designer White Resin*

IWS-7-S-GR

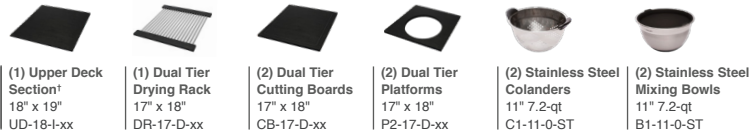


Exclusive Gray Resin*

Specifications

Single bowl
Users: 1-3
Culinary Tools included: Eight
Galley Taps recommended: Two
Outside dimensions: 81 1/2" x 19 1/2" x 10 5/16"
Countertop cutout: 80 1/2" x 18"
Basin area: 80" x 16"
Minimum cabinet size: 84" or 210cm

Culinary Tools included (CKT-17)



For Optional Culinary Tools see pages 73-76

Personalize Your IWS-7-S

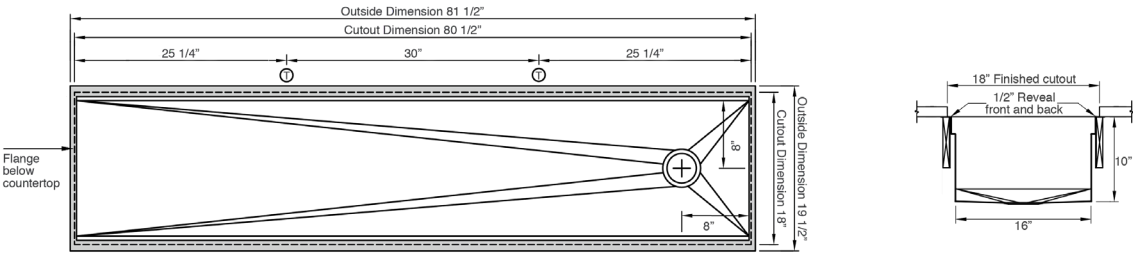
Add 7-12" length p. 65
Add 1-6" length p. 65
Add 18" DryDock p. 49
Add 12" DryDock p. 50
Apron front p. 65
9" depth p. 65
Center drain p. 65

Galley Tap collection p. 77
Optional Culinary Tools p. 73

*Color coded labels available p. 75

Basin (KSO-7-S-SS)

16GA 316L stainless steel indoor/outdoor
SilentArmor™ sound reduction technology
Angel finish
Two tier design
Star™ groove pattern
Reversible side drain
Drain cover included
Limited Lifetime Warranty
Made in the USA
ASME A112.19.3/CSA B45.4 certified




† The Upper Deck requires a 1/4" clearance below the surface of the countertop. If the countertop thickness is 2cm or less, Bamboo Upper Deck sections will not have the needed clearance to function above the Upper Tier Culinary Tools.

Please refer to Culinary Kit Finish descriptions for planning.

Custom options are available for countertops that are 1/2" or less in thickness.

Upper Deck™

Upper Deck cover set **UD-7-4P-GT/BA/GR/WH** Graphite, Bamboo, Gray or White Resin



Upper Deck sections Graphite, Bamboo, Gray or White Resin



Ideal Workstation. 6S

IWS-6-S-BA



Natural Golden Bamboo

IWS-6-S-GT



Graphite Wood Composite

IWS-6-S-WH



Designer White Resin*

IWS-6-S-GR

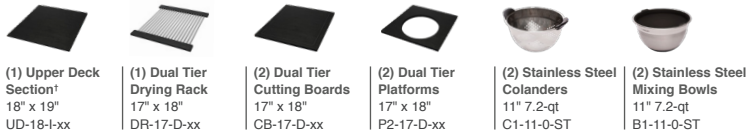


Exclusive Gray Resin*

Specifications

Single bowl
Users: 1-2
Culinary Tools included: Eight
Galley Taps recommended: Two
Outside dimensions: 69 1/2" x 19 1/2" x 10 5/16"
Countertop cutout: 68 1/2" x 18"
Basin area: 68" x 16"
Minimum cabinet size: 72" or 180cm

Culinary Tools included (CKT-17)



For Optional Culinary Tools see pages 73-76

Personalize Your IWS-6-S

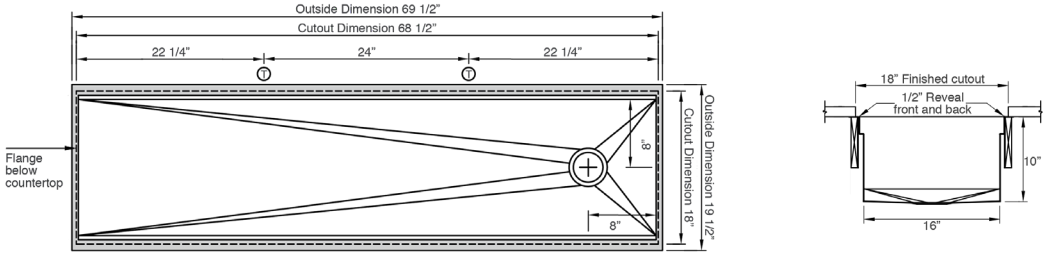
Add 7-12" length p. 65
Add 1-6" length p. 65
Add 18" DryDock p. 49
Add 12" DryDock p. 50
Apron front p. 65
9" depth p. 65
Center drain p. 65

Galley Tap collection p. 77
Optional Culinary Tools p. 73

*Color coded labels available p. 75

Basin (KSO-6-S-SS)

16GA 316L stainless steel indoor/outdoor
SilentArmor™ sound reduction technology
Angel finish
Two tier design
Star™ groove pattern
Reversible side drain
Drain cover included
Limited Lifetime Warranty
Made in the USA
ASME A112.19.3/CSA B45.4 certified




† The Upper Deck requires a 1/4" clearance below the surface of the countertop. If the countertop thickness is 2cm or less, Bamboo Upper Deck sections will not have the needed clearance to function above the Upper Tier Culinary Tools.

Please refer to Culinary Kit Finish descriptions for planning.

Custom options are available for countertops that are 1/2" or less in thickness.

Upper Deck™

Upper Deck cover set **UD-6-3P-GT/BA/GR/WH** Graphite, Bamboo, Gray or White Resin




Upper Deck sections Graphite, Bamboo, Gray or White Resin




Recommended Basin Accessories

Bottom Grate set **BG-6-S-3-SS** Stainless Steel



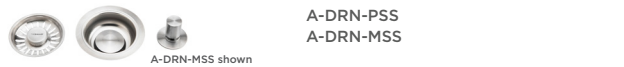
Manual Strainer Basket
M-DRN-MSS Angel Finish 304 Stainless Steel



Disposal Flange Strainer Basket
G-DRN-MSS Angel Finish 304 Stainless Steel



Auto Strainer Basket Angel Finish 304 Stainless Steel with Polished or Matte knob



Ideal Workstation. 3S



Specifications

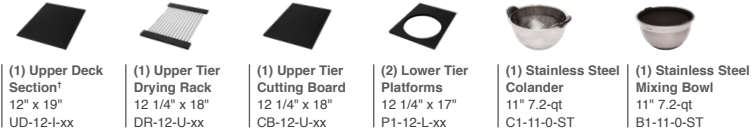
Single bowl
Users: 1
Culinary Tools included: Five
Galley Tap recommended: One
Outside dimensions: 33 1/2" x 19 1/2" x 10 5/16"
Countertop cutout: 32 1/2" x 18"
Basin area: 32" x 16"
Minimum cabinet size: 36" or 90cm

Basin (KSO-3-S-SS)

16GA 316L stainless steel indoor/outdoor
SilentArmor™ sound reduction technology
Angel finish
Two tier design
Star™ groove pattern
Reversible side drain
Drain cover included
Limited Lifetime Warranty
Made in the USA
ASME A112.19.3/CSA B45.4 certified

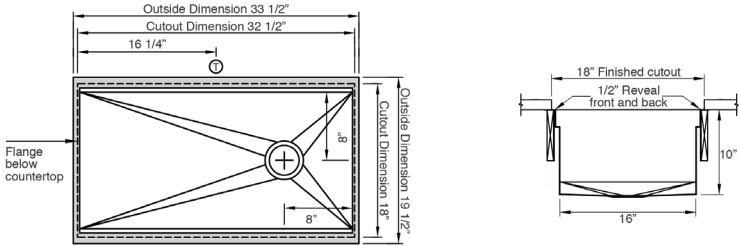
† The Upper Deck requires a 1/4" clearance below the surface of the countertop. If the countertop thickness is 2cm or less, Bamboo Upper Deck sections will not have the needed clearance to function above the Upper Tier Culinary Tools.
Please refer to Culinary Kit Finish descriptions for planning.
Custom options are available for countertops that are 1/2" or less in thickness.

Culinary Tools included (CKT-12)



For Optional Culinary Tools see pages 73-76

Personalize Your IWS-3-S	
Add 7-12" length	p. 65
Add 1-6" length	p. 65
Add 18" DryDock	p. 49
Add 12" DryDock	p. 50
Apron front	p. 65
9" depth	p. 65
Center drain	p. 65
Galley Tap collection	
Optional Culinary Tools	p. 73
*Color coded labels available	
	p. 75



Upper Deck™

Upper Deck cover set **UD-3-2P-GT/BA/GR/WH** Graphite, Bamboo, Gray or White Resin




Upper Deck sections Graphite, Bamboo, Gray or White Resin



Recommended Basin Accessories


Bottom Grate set **BG-3-S-1-SS** Stainless Steel



Manual Strainer Basket **M-DRN-MSS** Angel Finish 304 Stainless Steel
Disposal Flange Strainer Basket **G-DRN-MSS** Angel Finish 304 Stainless Steel



Ideal Workstation. 30S



Specifications

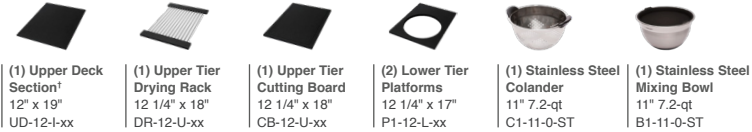
Single bowl
Users: 1
Culinary Tools included: Five
Galley BarTap® recommended: One
Outside dimensions: 27 1/2" x 19 1/2" x 10 5/16"
Countertop cutout: 26 1/2" x 18"
Basin area: 26" x 16"
Minimum cabinet size: 30" or 76cm

Basin (KSO-30-S-SS)

16GA 316L stainless steel indoor/outdoor
SilentArmor™ sound reduction technology
Angel finish
Two tier design
Star™ groove pattern
Reversible side drain
Drain cover included
Limited Lifetime Warranty
Made in the USA
ASME A112.19.3/CSA B45.4 certified

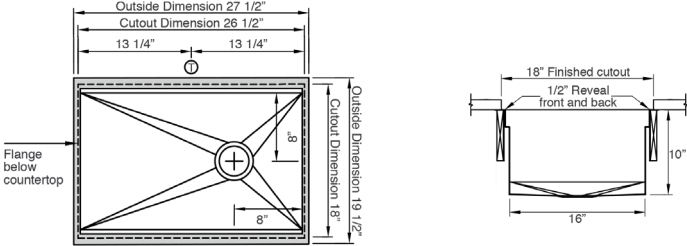
† The Upper Deck requires a 1/4" clearance below the surface of the countertop. If the countertop thickness is 2cm or less, Bamboo Upper Deck sections will not have the needed clearance to function above the Upper Tier Culinary Tools.
Please refer to Culinary Kit Finish descriptions for planning.
Custom options are available for countertops that are 1/2" or less in thickness.

Culinary Tools included (CKT-12)



For Optional Culinary Tools see pages 73-76

Personalize Your IWS-30-S	
Add 7-12" length	p. 65
Add 1-6" length	p. 65
Add 18" DryDock	p. 49
Add 12" DryDock	p. 50
Apron front	p. 65
9" depth	p. 65
Center drain	p. 65
Galley Tap collection	
Optional Culinary Tools	p. 73
*Color coded labels available	
	p. 75



Upper Deck™

Upper Deck cover set **UD-30-2P-GT/BA/GR/WH** Graphite, Bamboo, Gray or White Resin



Upper Deck sections Graphite, Bamboo, Gray or White Resin



Recommended Basin Accessories

Bottom Grate set **BG-30-S-1-SS** Stainless Steel



Manual Strainer Basket **M-DRN-MSS** Angel Finish 304 Stainless Steel
Disposal Flange Strainer Basket **G-DRN-MSS** Angel Finish 304 Stainless Steel



Ideal Workstation. 2C

IWS-2-C-BA



Natural Golden Bamboo

IWS-2-C-GT




Graphite Wood Composite

IWS-2-C-WH



Designer White Resin*

IWS-2-C-GR



Exclusive Gray Resin*

Specifications

Single bowl
Users: 1
Culinary Tools included: Five
Galley BarTap, recommended: One
Outside dimensions: 22" x 19 1/2" x 10 5/16"
Countertop cutout: 21" x 18"
Basin area: 20 1/2" x 16"
Minimum cabinet size: 24" or 60cm

Basin (KSO-2-C-SS)


16GA 316L stainless steel indoor/outdoor
SilentArmor™ sound reduction technology
Angel finish
Two tier design
Star™ groove pattern
Center drain
Drain cover included
Limited Lifetime Warranty
Made in the USA
ASME A112.19.3/CSA B45.4 certified

† The Upper Deck requires a 1/4" clearance below the surface of the countertop. If the countertop thickness is 2cm or less, Bamboo Upper Deck sections will not have the needed clearance to function above the Upper Tier Culinary Tools.


Please refer to Culinary Kit Finish descriptions for planning.

Custom options are available for countertops that are 1/2" or less in thickness.


Culinary Tools included (CKT-12)




(1) Upper Deck Section†
12" x 19"
UD-12-I-xx




(1) Upper Tier Drying Rack
12 1/4" x 18"
DR-12-U-xx




(1) Upper Tier Cutting Board
12 1/4" x 18"
CB-12-U-xx



(2) Lower Tier Platforms
12 1/4" x 17"
P1-12-L-xx



(1) Stainless Steel Colander
11" 7.2-qt
C1-11-0-ST



(1) Stainless Steel Mixing Bowl
11" 7.2-qt
B1-11-0-ST

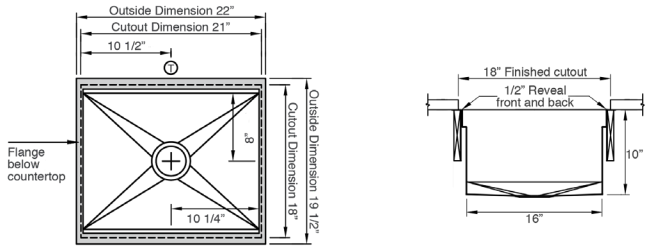
For Optional Culinary Tools see pages 73-76

Personalize Your IWS-2-C

Add 7-12" length	p. 65
Add 1-6" length	p. 65
Add 18" DryDock	p. 49
Add 12" DryDock	p. 50
Apron front	p. 65
9" depth	p. 65

Galley Tap collection	p. 77
Optional Culinary Tools	p. 73

*Color coded labels available p. 75



Upper Deck™

Upper Deck cover set **UD-2-2P-GT/BA/GR/WH** Graphite, Bamboo, Gray or White Resin



(1) 12"
Included in CKT

Upper Deck sections Graphite, Bamboo, Gray or White Resin



UD-12-I-GT/BA/GR/WH



UD-06-I-GT/BA/GR/WH

Recommended Basin Accessories

Bottom Grate set **BG-2-C-1-SS** Stainless Steel



20"

Manual Strainer Basket

M-DRN-MSS Angel Finish 304 Stainless Steel



Disposal Flange Strainer Basket

G-DRN-MSS Angel Finish 304 Stainless Steel



Auto Strainer Basket Angel Finish 304 Stainless Steel with Polished or Matte knob



A-DRN-MSS shown

A-DRN-PSS
A-DRN-MSS



Ideal Corner Workstation 4X4C, Ideal WashStation™ 30S with Graphite Wood Composite Kits, Walnut Corner Chef's Block, PVD Satin Black Taps, Hot & Cold Tap, Soap Dispensers, and Deck Switches

Functionality is just around the corner

Transform space that is traditionally a non-functional area within the kitchen into an incredibly efficient and useful inside corner. Have twice the fun by creating a two person Workstation on an outside corner.

Get the most out of every corner in your kitchen



IDEAL CORNER WORKSTATIONS

IWS-4X4-C
MEDIUM
Five Single Tier Culinary Tools
Outside Corner
Inside Corner



IWS-4X3-C
SMALL
Five Single Tier Culinary Tools
Outside Corner
Inside Corner



IWS-3X4-C
SMALL
Five Single Tier Culinary Tools
Outside Corner
Inside Corner



Ideal Corner Workstation 4X4C



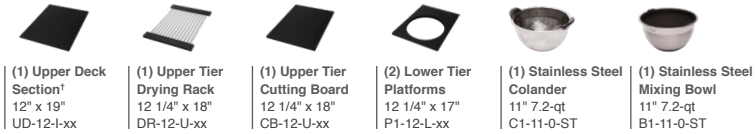
Specifications

Single bowl
Users: 2 (Outside Corner), 1 (Inside Corner)
Culinary Tools included: Five
Galley Tap(s) recommended:
Two (Outside Corner), One (Inside Corner)
Outside dimensions: 44" x 44" x 19 1/2" x 10 5/16"
Countertop cutout: 42 3/4" x 42 3/4" x 18"
Basin area: 42" x 42" x 16"
Min. cabinet size: 48" x 48" or 120cm x 120cm

Basin (KSO-4X4-C-SS)

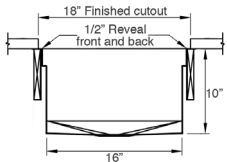
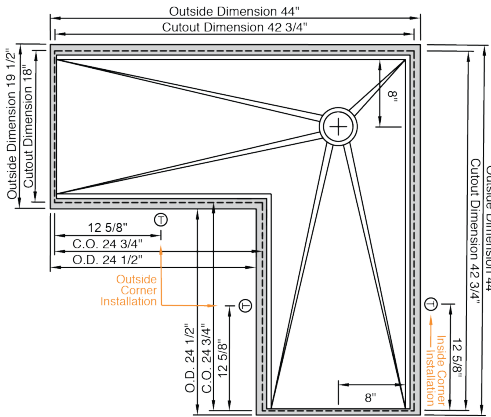
16GA 316L stainless steel indoor/outdoor
SilentArmor™ sound reduction technology
Angel finish
Two tier design
Star™ groove pattern
Side drain
Drain cover included
Limited Lifetime Warranty
Made in the USA
ASME A112.19.3/CSA B45.4 certified

Culinary Tools included (CKT-12)




For Optional Culinary Tools see pages 73-76

Personalize Your IWS-4X4-C	
Add 7-12" length	p. 65
Add 1-6" length	p. 65
Add 18" DryDock	p. 49
Add 12" DryDock	p. 50
9" depth	p. 65
Galley Tap collection	p. 77
Optional Culinary Tools	p. 73
*Color coded labels available	p. 75



Upper Deck™

Upper Deck cover set **UD-4X4-3P-GT/BA/GR/WH** Graphite, Bamboo, Gray or White Resin



Upper Deck sections Graphite, Bamboo, Gray or White Resin



Ideal Corner Workstation 4X3C



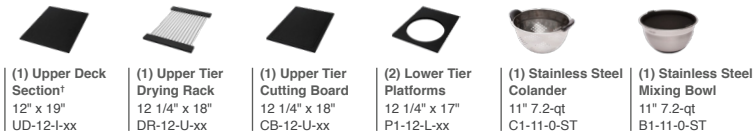
Specifications

Single bowl
Users: 2 (Outside Corner), 1 (Inside Corner)
Culinary Tools included: Five
Galley Tap recommended: One
Outside dimensions: 44" x 32" x 19 1/2" x 10 5/16"
Countertop cutout: 42 3/4" x 30 3/4" x 18"
Basin area: 42" x 30" x 16"
Min. cabinet size: 48" x 36" or 120cm x 90cm

Basin (KSO-4X3-C-SS)

16GA 316L stainless steel indoor/outdoor
SilentArmor™ sound reduction technology
Angel finish
Two tier design
Star™ groove pattern
Side drain
Drain cover included
Limited Lifetime Warranty
Made in the USA
ASME A112.19.3/CSA B45.4 certified

Culinary Tools included (CKT-12)



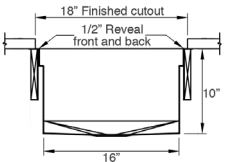
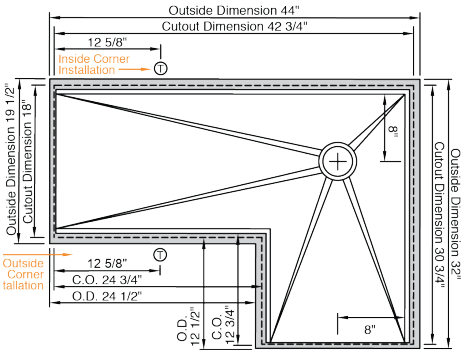
For Optional Culinary Tools see pages 73-76

Personalize Your IWS-4X3-C	
Add 7-12" length	p. 65
Add 1-6" length	p. 65
Add 18" DryDock	p. 49
Add 12" DryDock	p. 50
9" depth	p. 65
Galley Tap collection	p. 77
Optional Culinary Tools	p. 73
*Color coded labels available	p. 75

† The Upper Deck requires a 1/4" clearance below the surface of the countertop. If the countertop thickness is 2cm or less, Bamboo Upper Deck sections will not have the needed clearance to function above the Upper Tier Culinary Tools.

Please refer to Culinary Kit Finish descriptions for planning.

Custom options are available for countertops that are 1/2" or less in thickness.



Upper Deck™

Upper Deck cover set **UD-4X3-3P-GT/BA/GR/WH** Graphite, Bamboo, Gray or White Resin

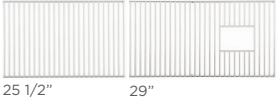


Upper Deck sections Graphite, Bamboo, Gray or White Resin



Recommended Basin Accessories

Bottom Grate set **BG-4X3-C-2-SS** Stainless Steel



Manual Strainer Basket **M-DRN-MSS** Angel Finish 304 Stainless Steel



Disposal Flange Strainer Basket **G-DRN-MSS** Angel Finish 304 Stainless Steel



Auto Strainer Basket Angel Finish 304 Stainless Steel with Polished or Matte knob



A-DRN-PSS
A-DRN-MSS

Corner Workstations



THEGALLEY.COM



Ideal WashStation™ 3S with Designer White Resin Wash Kit, PVD Brushed Gold Stainless Steel Tap, Soap Dispenser, and Deck Switch

Keep it clean and simple

Clean up is made easy with all of the right tools. The Galley WashStation™ makes the kitchen more functional when added to the Galley Workstation. All preparation, cooking, serving and entertaining happens at the Workstation and cleaning happens at the WashStation. Get the most out of your kitchen with a Workstation + WashStation.

Get in the "Wash" Zone



IDEAL WASHSTATIONS™

IWA-4-D
X-LARGE

Four Single Tier Wash Tools



IWA-4-S
X-LARGE

Four Single Tier Wash Tools



IWA-3-S
LARGE

Four Single Tier Wash Tools




IWA-30-S
MEDIUM

Four Single Tier Wash Tools



IWA-2-C
SMALL

Four Single Tier Wash Tools



Ideal WashStation™ 4D

IWA-4-D-BA



Natural Golden Bamboo / Exclusive Gray Resin

IWA-4-D-GT



Graphite Wood Composite / Graphite Resin

IWA-4-D-WH



Designer White Resin*

IWA-4-D-GR



Exclusive Gray Resin*

Specifications

Double bowl
Users: 1
Wash Tools included: Four
Galley Tap recommended: One
Outside dimensions: 45 1/2" x 19 1/2" x 10 5/16"
Countertop cutout: 44 1/2" x 18"
Basin area: 21 7/8", 21 7/8" x 16"
Minimum cabinet size: 48" or 120cm

Basin (KSO-4-D-SS)

16GA 316L stainless steel indoor/outdoor
SilentArmor™ sound reduction technology
Angel finish
Two tier design
Star™ groove pattern
Center drains
Drain covers included
Limited Lifetime Warranty
Made in the USA
ASME A112.19.3/CSA B45.4 certified

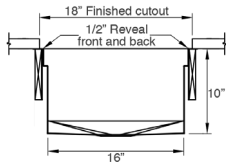
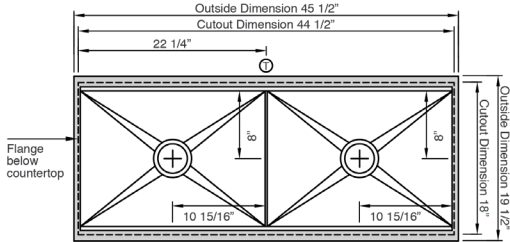
Wash Tools included (WKT-4T)



For Optional Culinary Tools see pages 73-76

Personalize Your IWA-4-D

Add 7-12" length	p. 65
Add 1-6" length	p. 65
Add 18" DryDock	p. 49
Add 12" DryDock	p. 50
Apron front	p. 65
9" depth	p. 65
Galley Tap collection	p. 77
Optional Culinary Tools	p. 73
*Color coded labels available	p. 75




Upper Deck™

Upper Deck cover set **UD-4-2P-GT/BA/GR/WH** Graphite, Bamboo, Gray or White Resin



Upper Deck sections Graphite, Bamboo, Gray or White Resin

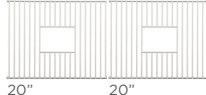


UD-24-I-GT/BA/GR/WH UD-12-I-GT/BA/GR/WH



Recommended Basin Accessories

Bottom Grate set **BG-4-D-2-SS** Stainless Steel



Manual Strainer Basket
M-DRN-MSS Angel Finish 304 Stainless Steel



Disposal Flange Strainer Basket
G-DRN-MSS Angel Finish 304 Stainless Steel



Auto Strainer Basket Angel Finish 304 Stainless Steel with Polished or Matte knob



A-DRN-PSS
A-DRN-MSS

Ideal WashStation™ 4S

IWA-4-S-BA



Natural Golden Bamboo / Exclusive Gray Resin

IWA-4-S-GT



Graphite Wood Composite / Graphite Resin

IWA-4-S-WH



Designer White Resin*

IWA-4-S-GR



Exclusive Gray Resin*

Specifications

Single bowl
Users: 1
Wash Tools included: Four
Galley Tap recommended: One
Outside dimensions: 45 1/2" x 19 1/2" x 10 5/16"
Countertop cutout: 44 1/2" x 18"
Basin area: 44" x 16"
Minimum cabinet size: 48" or 120cm

Basin (KSO-4-S-SS)

16GA 316L stainless steel indoor/outdoor
SilentArmor™ sound reduction technology
Angel finish
Two tier design
Star™ groove pattern
Reversible side drain
Drain cover included
Limited Lifetime Warranty
Made in the USA
ASME A112.19.3/CSA B45.4 certified

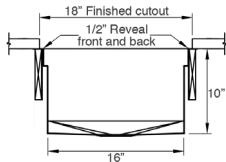
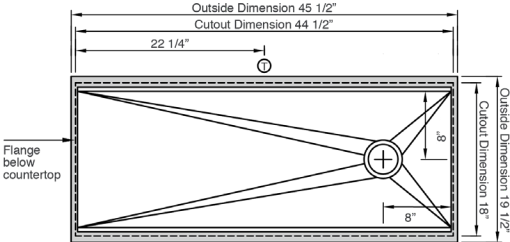
Wash Tools included (WKT-4T)



For Optional Culinary Tools see pages 73-76

Personalize Your IWA-4-S

Add 7-12" length	p. 65
Add 1-6" length	p. 65
Add 18" DryDock	p. 49
Add 12" DryDock	p. 50
Apron front	p. 65
9" depth	p. 65
Center drain	p. 65
Galley Tap collection	p. 77
Optional Culinary Tools	p. 73
*Color coded labels available	p. 75




Upper Deck™

Upper Deck cover set **UD-4-2P-GT/BA/GR/WH** Graphite, Bamboo, Gray or White Resin



Upper Deck sections Graphite, Bamboo, Gray or White Resin



UD-24-I-GT/BA/GR/WH UD-12-I-GT/BA/GR/WH



Recommended Basin Accessories

Bottom Grate set **BG-4-S-2-SS** Stainless Steel



Manual Strainer Basket
M-DRN-MSS Angel Finish 304 Stainless Steel



Disposal Flange Strainer Basket
G-DRN-MSS Angel Finish 304 Stainless Steel



Auto Strainer Basket Angel Finish 304 Stainless Steel with Polished or Matte knob



A-DRN-PSS
A-DRN-MSS

Ideal WashStation™ 3S



Specifications

Single bowl
Users: 1
Wash Tools included: Four
Galley Tap recommended: One
Outside dimensions: 33 1/2" x 19 1/2" x 10 5/16"
Countertop cutout: 32 1/2" x 18"
Basin area: 32" x 16"
Minimum cabinet size: 36" or 90cm

Basin (KSO-3-S-SS)

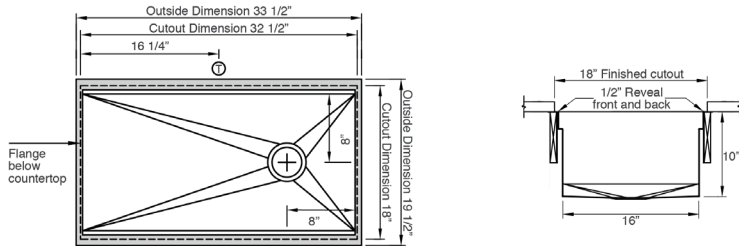
16GA 316L stainless steel indoor/outdoor
SilentArmor™ sound reduction technology
Angel finish
Two tier design
Star™ groove pattern
Reversible side drain
Drain cover included
Limited Lifetime Warranty
Made in the USA
ASME A112.19.3/CSA B45.4 certified

Wash Tools included (WKT-4T)




For Optional Culinary Tools see pages 73-76

Personalize Your IWA-3-S	
Add 7-12" length	p. 65
Add 1-6" length	p. 65
Add 18" DryDock	p. 49
Add 12" DryDock	p. 50
Apron front	p. 65
9" depth	p. 65
Center drain	p. 65
Galley Tap collection	
Optional Culinary Tools	p. 73
*Color coded labels available	p. 75



Upper Deck™

Upper Deck cover set **UD-3-2P-GT/BA/GR/WH** Graphite, Bamboo, Gray or White Resin

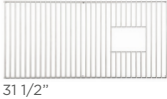


Upper Deck sections Graphite, Bamboo, Gray or White Resin



Recommended Basin Accessories

Bottom Grate set **BG-3-S-1-SS** Stainless Steel



Manual Strainer Basket
M-DRN-MSS Angel Finish 304 Stainless Steel



Disposal Flange Strainer Basket
G-DRN-MSS Angel Finish 304 Stainless Steel



Auto Strainer Basket Angel Finish 304 Stainless Steel with Polished or Matte knob



A-DRN-PSS
A-DRN-MSS

Ideal WashStation™ 30S



Specifications

Single bowl
Users: 1
Wash Tools included: Four
Galley BarTap, recommended: One
Outside dimensions: 27 1/2" x 19 1/2" x 10 5/16"
Countertop cutout: 26 1/2" x 18"
Basin area: 26" x 16"
Minimum cabinet size: 30" or 76cm

Basin (KSO-30-S-SS)

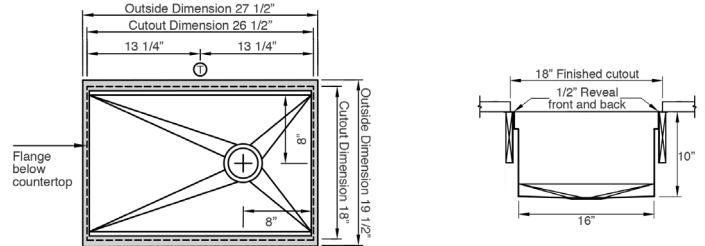
16GA 316L stainless steel indoor/outdoor
SilentArmor™ sound reduction technology
Angel finish
Two tier design
Star™ groove pattern
Reversible side drain
Drain cover included
Limited Lifetime Warranty
Made in the USA
ASME A112.19.3/CSA B45.4 certified

Wash Tools included (WKT-4T)




For Optional Culinary Tools see pages 73-76

Personalize Your IWA-30-S	
Add 7-12" length	p. 65
Add 1-6" length	p. 65
Add 18" DryDock	p. 49
Add 12" DryDock	p. 50
Apron front	p. 65
9" depth	p. 65
Center drain	p. 65
Galley Tap collection	
Optional Culinary Tools	p. 73
*Color coded labels available	p. 75



Upper Deck™

Upper Deck cover set **UD-30-2P-GT/BA/GR/WH** Graphite, Bamboo, Gray or White Resin



Upper Deck sections Graphite, Bamboo, Gray or White Resin



Recommended Basin Accessories

Bottom Grate set **BG-30-S-1-SS** Stainless Steel



Manual Strainer Basket
M-DRN-MSS Angel Finish 304 Stainless Steel



Disposal Flange Strainer Basket
G-DRN-MSS Angel Finish 304 Stainless Steel




Auto Strainer Basket Angel Finish 304 Stainless Steel with Polished or Matte knob



A-DRN-PSS
A-DRN-MSS

Ideal WashStation™ 2C



Specifications

Single bowl
Users: 1
Wash Tools included: Four
Galley BarTap, recommended: One
Outside dimensions: 22" x 19 1/2" x 10 5/16"
Countertop cutout: 21" x 18"
Basin area: 20 1/2" x 16"
Minimum cabinet size: 24" or 60cm

Basin (KSO-2-C-SS)

16GA 316L stainless steel indoor/outdoor
SilentArmor™ sound reduction technology
Angel finish
Two tier design
Star™ groove pattern
Center drain
Drain cover included
Limited Lifetime Warranty
Made in the USA
ASME A112.19.3/CSA B45.4 certified

Wash Tools included (WKT-4T)



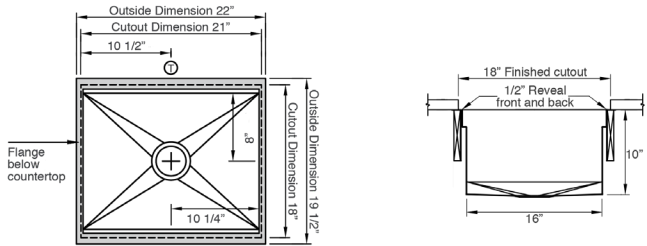
For Optional Culinary Tools see pages 73-76

Personalize Your IWA-2-C

Add 7-12" length	p. 65
Add 1-6" length	p. 65
Add 18" DryDock	p. 49
Add 12" DryDock	p. 50
Apron front	p. 65
9" depth	p. 65

Galley Tap collection	p. 77
Optional Culinary Tools	p. 73

*Color coded labels available p. 75



Upper Deck™

Upper Deck cover set **UD-2-2P-GT/BA/GR/WH** Graphite, Bamboo, Gray or White Resin



Upper Deck sections Graphite, Bamboo, Gray or White Resin



Recommended Basin Accessories

Bottom Grate set **BG-2-C-1-SS** Stainless Steel



Manual Strainer Basket

M-DRN-MSS Angel Finish 304 Stainless Steel



Disposal Flange Strainer Basket

G-DRN-MSS Angel Finish 304 Stainless Steel



Auto Strainer Basket

Angel Finish 304 Stainless Steel with Polished or Matte knob



A-DRN-PSS
A-DRN-MSS



Ideal Corner WashStation™ 4X3C in Exclusive Gray Resin, Polished Stainless Steel Tap, Soap Dispenser, and Deck Switch

Another great solution is around the corner

Like the Corner Workstation, the Corner Washstation makes great use of those awkward corner spaces in the kitchen. Get the most out of your kitchen with a Workstation + WashStation.

No cutting corners here



IDEAL CORNER WASHSTATIONS™


IWA-4X4-C
X-LARGE

- Four Single Tier Wash Tools
- Outside Corner
- Inside Corner




IWA-4X3-C
LARGE

- Four Single Tier Wash Tools
- Outside Corner
- Inside Corner



IWA-3X4-C
LARGE

- Four Single Tier Wash Tools
- Outside Corner
- Inside Corner



Corner Wash Stations™

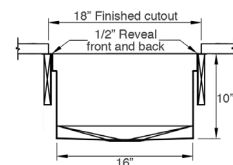


Wash Tools included (WKT-4T)

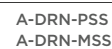
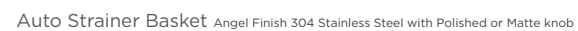


Personalize Your IWA-3X4-C

Add 7'-12" length	p. 65
Add 1'-6" length	p. 65
Add 18" DryDock	p. 49
Add 12" DryDock	p. 50
9" depth	p. 65
<hr/>	
Galley Tap collection	p. 77
Optional Culinary Tools	p. 73
<hr/>	
*Color coded labels available	p. 75



Upper Deck cover set **UD-4X3-3P-GT/BA/GR/WH** Graphite, Bamboo, Gray or White Resin





Ideal Work&WashStation™ 6D with Designer White Resin Culinary Kit and Wash Kit, Matte Stainless Steel Taps, Hot & Cold Tap, Soap Dispenser, and Deck Switches

Divide and conquer

The Work&WashStation™ allows you to separate food preparation or prepare and wash in one Workstation. It is ideal when only one larger Workstation is possible. A thin stainless steel partition raises only to the lower tier allowing Cutting Boards and Drying Racks the freedom to slide all the way across both basins on the Lower Tier. This is also great for Kosher Cooking!

This is not your grandma's double bowl sink

IDEAL WORK&WASHSTATIONS™

IWW-7-D X-LARGE

Eight Dual Tier
Culinary Tools &
Four Single Tier
Wash Tools



IWW-6-D LARGE

Five Single Tier
Culinary Tools &
Four Single Tier
Wash Tools



IWW-5-D MEDIUM

Five Single Tier
Culinary Tools &
Four Single Tier
Wash Tools



IWW-4-D SMALL

Five Single Tier
Culinary Tools &
Four Single Tier
Wash Tools



Ideal Work&WashStation™ 7D

IWW-7-D-BA



Natural Golden Bamboo / Exclusive Gray Resin

IWW-7-D-GT



Graphite Wood Composite / Graphite Resin

IWW-7-D-WH



Designer White Resin*

IWW-7-D-GR

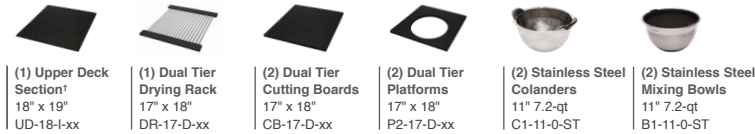


Exclusive Gray Resin*

Specifications

Double bowl
Users: 1-3
Culinary/Wash Tools included: Twelve
Galley Taps recommended: Two
Outside dimensions: 81 1/2" x 19 1/2" x 10 5/16"
Countertop cutout: 80 1/2" x 18"
Basin area: 57 7/8", 21" 7/8" x 16"
Minimum cabinet size: 84" or 210cm

Culinary Tools included (CKT-17)



Personalize Your IWW-7-D	
Add 7-12" length	p. 65
Add 1-6" length	p. 65
Add 18" DryDock	p. 49
Add 12" DryDock	p. 50
Apron front	p. 65
9" depth	p. 65
Center drain	p. 65
Galley Tap collection	p. 77
Optional Culinary Tools	p. 73
*Color coded labels available	p. 75

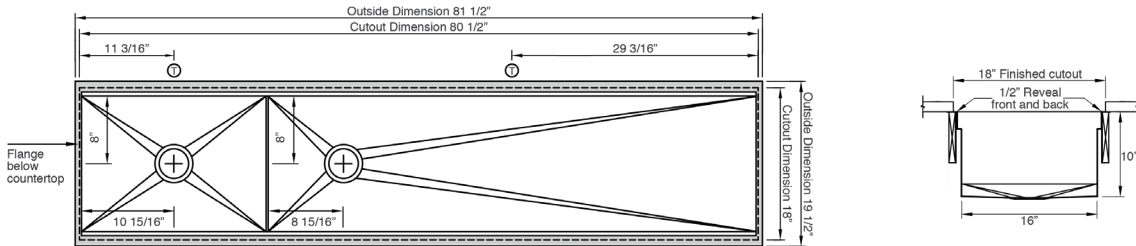
Basin (KSO-7-D-SS)

16GA 316L stainless steel indoor/outdoor
SilentArmor™ sound reduction technology
Angel finish
Two tier design
Star™ groove pattern
Reversible side drain
Drain covers included
Limited Lifetime Warranty
Made in the USA
ASME A112.19.3/CSA B45.4 certified

Wash Tools included (WKT-4T)



For Optional Culinary Tools see pages 73-76




† The Upper Deck requires a 1/4" clearance below the surface of the countertop. If the countertop thickness is 2cm or less, Bamboo Upper Deck sections will not have the needed clearance to function above the Upper Tier Culinary Tools. Please refer to Culinary Kit Finish descriptions for planning.

Custom options are available for countertops that are 1/2" or less in thickness.

Upper Deck™

Upper Deck cover set **UD-7-4P-GT/BA/GR/WH** Graphite, Bamboo, Gray or White Resin

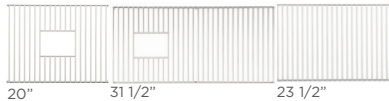


Upper Deck sections Graphite, Bamboo, Gray or White Resin



Recommended Basin Accessories

Bottom Grate set **BG-7-D-3-SS** Stainless Steel



Manual Strainer Basket
M-DRN-MSS Angel Finish 304 Stainless Steel



Disposal Flange Strainer Basket
G-DRN-MSS Angel Finish 304 Stainless Steel



Auto Strainer Basket Angel Finish 304 Stainless Steel with Polished or Matte knob



A-DRN-PSS
A-DRN-MSS

A-DRN-MSS shown

Ideal Work&WashStation™ 6D

IWW-6-D-BA



Natural Golden Bamboo / Exclusive Gray Resin

IWW-6-D-GT



Graphite Wood Composite / Graphite Resin

IWW-6-D-WH



Designer White Resin*

IWW-6-D-GR

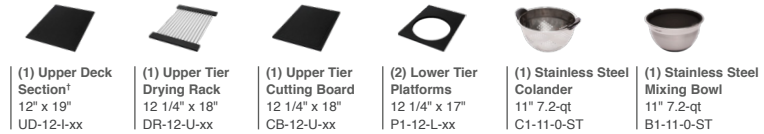


Exclusive Gray Resin*

Specifications

Double bowl
Users: 1-2
Culinary/Wash Tools included: Nine
Galley Taps recommended: Two
Outside dimensions: 69 1/2" x 19 1/2" x 10 5/16"
Countertop cutout: 68 1/2" x 18"
Basin area: 45 7/8", 21 7/8" x 16"
Minimum cabinet size: 72" or 180cm

Culinary Tools included (CKT-12)



Personalize Your IWW-6-D	
Add 7-12" length	p. 65
Add 1-6" length	p. 65
Add 18" DryDock	p. 49
Add 12" DryDock	p. 50
Apron front	p. 65
9" depth	p. 65
Center drain	p. 65
Galley Tap collection	p. 77
Optional Culinary Tools	p. 73
*Color coded labels available	p. 75

Basin (KSO-6-D-SS)

16GA 316L stainless steel indoor/outdoor
SilentArmor™ sound reduction technology
Angel finish
Two tier design
Star™ groove pattern
Reversible side drain
Drain covers included
Limited Lifetime Warranty
Made in the USA
ASME A112.19.3/CSA B45.4 certified

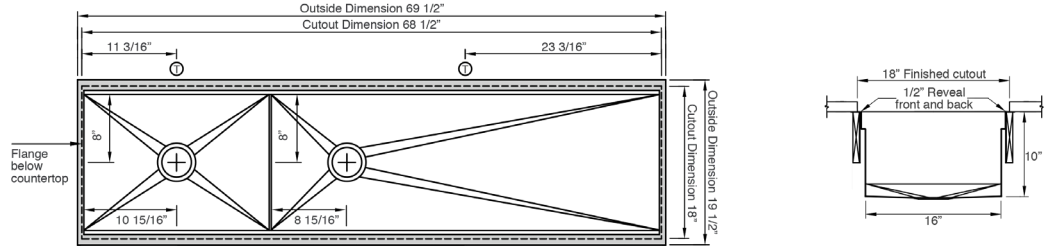
Wash Tools included (WKT-4T)



For Optional Culinary Tools see pages 73-76


† The Upper Deck requires a 1/4" clearance below the surface of the countertop. If the countertop thickness is 2cm or less, Bamboo Upper Deck sections will not have the needed clearance to function above the Upper Tier Culinary Tools. Please refer to Culinary Kit Finish descriptions for planning.

Custom options are available for countertops that are 1/2" or less in thickness.



Upper Deck™

Upper Deck cover set **UD-6-3P-GT/BA/GR/WH** Graphite, Bamboo, Gray or White Resin

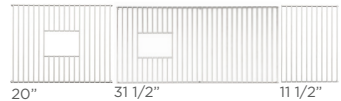


Upper Deck sections Graphite, Bamboo, Gray or White Resin



Recommended Basin Accessories

Bottom Grate set **BG-6-D-3-SS** Stainless Steel



Manual Strainer Basket
M-DRN-MSS Angel Finish 304 Stainless Steel



Disposal Flange Strainer Basket
G-DRN-MSS Angel Finish 304 Stainless Steel



Auto Strainer Basket Angel Finish 304 Stainless Steel with Polished or Matte knob



A-DRN-PSS
A-DRN-MSS

A-DRN-MSS shown

Ideal Work&WashStation™ 5D

IWW-5-D-BA



Natural Golden Bamboo / Exclusive Gray Resin

IWW-5-D-GT



Graphite Wood Composite / Graphite Resin

IWW-5-D-WH



Designer White Resin*

IWW-5-D-GR

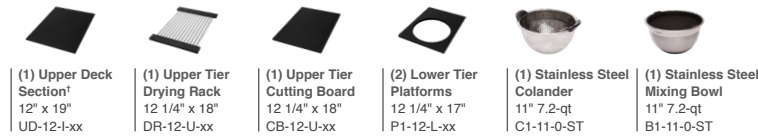


Exclusive Gray Resin*

Specifications

Double bowl
Users: 1-2
Culinary/Wash Tools included: Nine
Galley Taps recommended: Two
Outside dimensions: 57 1/2" x 19 1/2" x 10 5/16"
Countertop cutout: 56 1/2" x 18"
Basin area: 33 7/8", 21 7/8" x 16"
Minimum cabinet size: 60" or 150cm

Culinary Tools included (CKT-12)



Personalize Your IWW-5-D

Add 7-12" length	p. 65
Add 1-6" length	p. 65
Add 18" DryDock	p. 49
Add 12" DryDock	p. 50
Apron front	p. 65
9" depth	p. 65
Center drain	p. 65

Galley Tap collection	p. 77
Optional Culinary Tools	p. 73

*Color coded labels available p. 75

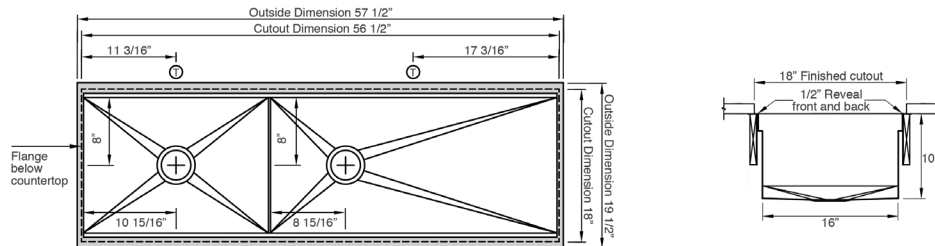
Basin (KSO-5-D-SS)

16GA 316L stainless steel indoor/outdoor
SilentArmor™ sound reduction technology
Angel finish
Two tier design
Star™ groove pattern
Reversible side drain
Drain covers included
Limited Lifetime Warranty
Made in the USA
ASME A112.19.3/CSA B45.4 certified

Wash Tools included (WKT-4T)



For Optional Culinary Tools see pages 73-76



† The Upper Deck requires a 1/4" clearance below the surface of the countertop. If the countertop thickness is 2cm or less, Bamboo Upper Deck sections will not have the needed clearance to function above the Upper Tier Culinary Tools.

Please refer to Culinary Kit Finish descriptions for planning.

Custom options are available for countertops that are 1/2" or less in thickness.

Upper Deck™

Upper Deck cover set **UD-5-3P-GT/BA/GR/WH** Graphite, Bamboo, Gray or White Resin

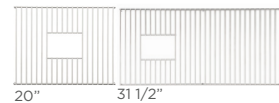


Upper Deck sections Graphite, Bamboo, Gray or White Resin



Recommended Basin Accessories

Bottom Grate set **BG-5-D-2-SS** Stainless Steel



Manual Strainer Basket

M-DRN-MSS Angel Finish 304 Stainless Steel



Disposal Flange Strainer Basket

G-DRN-MSS Angel Finish 304 Stainless Steel



Auto Strainer Basket Angel Finish 304 Stainless Steel with Polished or Matte knob



A-DRN-PSS
A-DRN-MSS

Ideal Work&WashStation™ 4D

IWW-4-D-BA



Natural Golden Bamboo / Exclusive Gray Resin

IWW-4-D-GT



Graphite Wood Composite / Graphite Resin

IWW-4-D-WH



Designer White Resin*

IWW-4-D-GR

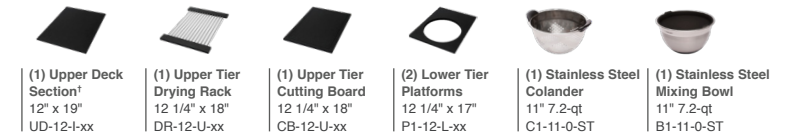


Exclusive Gray Resin*

Specifications

Double bowl
Users: 1
Culinary/Wash Tools included: Nine
Galley Tap recommended: One
Outside dimensions: 45 1/2" x 19 1/2" x 10 5/16"
Countertop cutout: 44 1/2" x 18"
Basin area: 21 7/8", 21 7/8" x 16"
Minimum cabinet size: 48" or 120cm

Culinary Tools included (CKT-12)



Personalize Your IWW-4-D

Add 7-12" length	p. 65
Add 1-6" length	p. 65
Add 18" DryDock	p. 49
Add 12" DryDock	p. 50
Apron front	p. 65
9" depth	p. 65

Galley Tap collection	p. 77
Optional Culinary Tools	p. 73

*Color coded labels available p. 75

Basin (KSO-4-D-SS)

16GA 316L stainless steel indoor/outdoor
SilentArmor™ sound reduction technology
Angel finish
Two tier design
Star™ groove pattern
Center drains
Drain covers included
Limited Lifetime Warranty
Made in the USA
ASME A112.19.3/CSA B45.4 certified

Wash Tools included (WKT-4T)

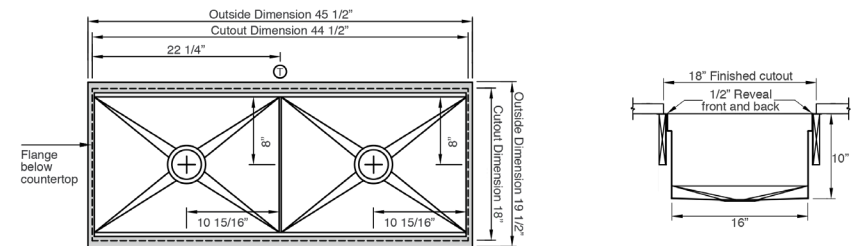


For Optional Culinary Tools see pages 73-76

† The Upper Deck requires a 1/4" clearance below the surface of the countertop. If the countertop thickness is 2cm or less, Bamboo Upper Deck sections will not have the needed clearance to function above the Upper Tier Culinary Tools.


Please refer to Culinary Kit Finish descriptions for planning.

Custom options are available for countertops that are 1/2" or less in thickness.




Upper Deck™

Upper Deck cover set **UD-4-2P-GT/BA/GR/WH** Graphite, Bamboo, Gray or White Resin

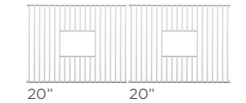


Upper Deck sections Graphite, Bamboo, Gray or White Resin



Recommended Basin Accessories

Bottom Grate set **BG-4-D-2-SS** Stainless Steel



Manual Strainer Basket

M-DRN-MSS Angel Finish 304 Stainless Steel



Disposal Flange Strainer Basket

G-DRN-MSS Angel Finish 304 Stainless Steel



Auto Strainer Basket Angel Finish 304 Stainless Steel with Polished or Matte knob



A-DRN-PSS
A-DRN-MSS



Ideal BarStation. 18 with Graphite Wood Composite Bar Kit, PVD Satin Black Stainless Steel BarTap.

Mixology at its best

Cut, muddle, shake, and mix a fresh cocktail all at the Galley BarStation®! Including it's very own convenient Bar Kit, perfect for slicing limes, serving condiments and washing and drying your glasses.


Bar none, the best ever



IDEAL BARSTATIONS.

IBS-2-C
LARGE

Three Single Tier Bar Tools




IBS-18-C
MEDIUM

Three Single Tier Bar Tools



Ideal BarStation. 2



Specifications

Single bowl
Users: 1
Bar Tools included: Three
Galley BarTap, recommended: One
Outside dimensions: 22" x 19 1/2" x 10 5/16"
Countertop cutout: 21" x 18"
Basin area: 20 1/2" x 16"
Minimum cabinet size: 24" or 60cm

Basin (KSO-2-C-SS)

16GA 316L stainless steel indoor/outdoor
SilentArmor™ sound reduction technology
Angel finish
Two tier design
Star™ groove pattern
Center drain
Drain cover included
Limited Lifetime Warranty
Made in the USA
ASME A112.19.3/CSA B45.4 certified

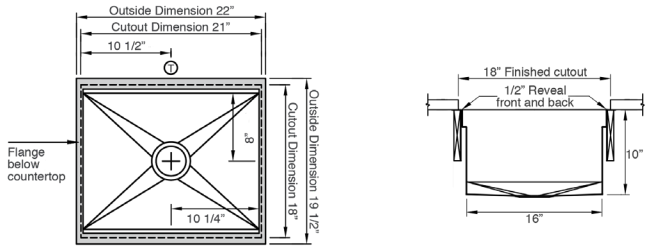
† The Upper Deck requires a 1/4" clearance below the surface of the countertop. If the countertop thickness is 2cm or less, Bamboo Upper Deck sections will not have the needed clearance to function above the Upper Tier Culinary Tools.
Please refer to Culinary Kit Finish descriptions for planning.
Custom options are available for countertops that are 1/2" or less in thickness.

Bar Tools included (BKT-3T)

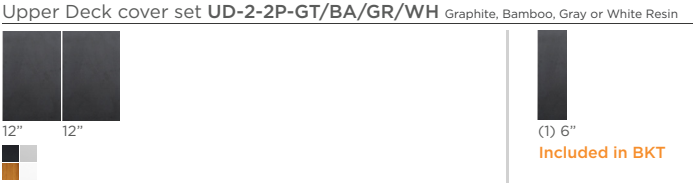


For Optional Culinary Tools see pages 73-76

Personalize Your IBS-2-C	
Add 7-12" length	p. 65
Add 1-6" length	p. 65
Add 18" DryDock	p. 49
Add 12" DryDock	p. 50
Apron front	p. 65
9" depth	p. 65
Galley Tap collection	p. 77
Optional Culinary Tools	p. 73
*Color coded labels available	p. 75




Upper Deck™



Upper Deck sections



Recommended Basin Accessories



Manual Strainer Basket M-DRN-MSS and Disposal Flange Strainer Basket G-DRN-MSS



Ideal BarStation. 18



Specifications

Single bowl
Users: 1
Bar Tools included: Three
Galley BarTap, recommended: One
Outside dimensions: 15 1/2" x 19 1/2" x 10 5/16"
Countertop cutout: 14 1/2" x 18"
Basin area: 14" x 16"
Minimum cabinet size: 18" or 40cm

Basin (KSO-18-C-SS)

16GA 316L stainless steel indoor/outdoor
SilentArmor™ sound reduction technology
Angel finish
Two tier design
Star™ groove pattern
Center drain
Drain cover included
Limited Lifetime Warranty
Made in the USA
ASME A112.19.3/CSA B45.4 certified

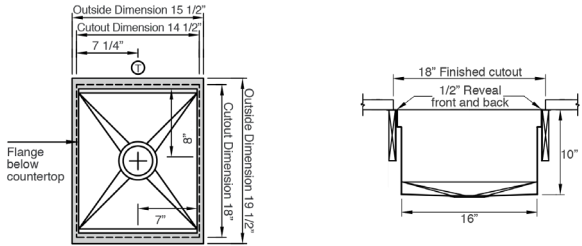
† The Upper Deck requires a 1/4" clearance below the surface of the countertop. If the countertop thickness is 2cm or less, Bamboo Upper Deck sections will not have the needed clearance to function above the Upper Tier Culinary Tools.
Please refer to Culinary Kit Finish descriptions for planning.
Custom options are available for countertops that are 1/2" or less in thickness.

Bar Tools included (BKT-3T)

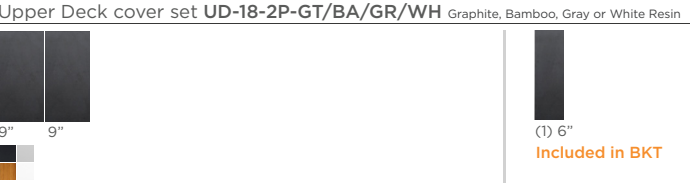


For Optional Culinary Tools see pages 73-76


Personalize Your IBS-18-C	
Add 7-12" length	p. 65
Add 1-6" length	p. 65
Add 18" DryDock	p. 49
Add 12" DryDock	p. 50
Apron front	p. 65
9" depth	p. 65
Galley Tap collection	p. 77
Optional Culinary Tools	p. 73
*Color coded labels available	p. 75



Upper Deck™



Upper Deck sections



Recommended Basin Accessories



Manual Strainer Basket M-DRN-MSS and Disposal Flange Strainer Basket G-DRN-MSS





Ideal Workstation 4S + 18" DryDock with Graphite Wood Composite Culinary Kit and DryDock Tool, PVD Gun Metal Gray™ Stainless Steel Tap, Soap Dispenser, and Deck Switch

The Galley Workstation takes on a bold form

Expand the functionality of your Galley without sacrificing under-counter storage or appliances by adding a 18 or 12 inch Built-in DryDock to either or both sides of any single or double bowl Workstation. Highly engineered for function, it expands the useful space in the basin by allowing you to dock your Culinary Tools to the side when you need more space.

Make the most of your Galley



Minimum 2" clearance below countertop is required



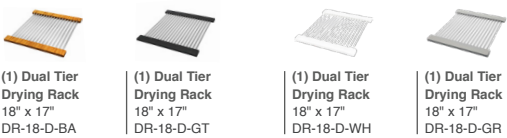
Dry Dock Kit Materials			
Exclusive Gray Resin	Designer White Resin	Natural Golden Bamboo	Graphite Wood Composite
Premium Materials			

DryDock™ 18

Add to any Workstation. Over 138 possibilities.



DryDock Tool included (DR-18)



Specifications

DryDock Tool included: One

Outside dimensions: 18" x 19 1/2" x 2 1/16"

Countertop cutout: Add 18" to IWS width

Minimum cabinet size: Add 18" to IWS width

Minimum clearance required below countertop: 2"

Location: Drain side (S) and/or non-drain side (N) and/or center drain (C)

Basin (DS-18)

16GA 316L stainless steel indoor/outdoor

SilentArmor™ sound reduction technology

Angel finish

Two tier design

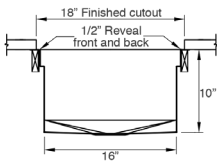
Star™ groove pattern

Limited Lifetime Warranty

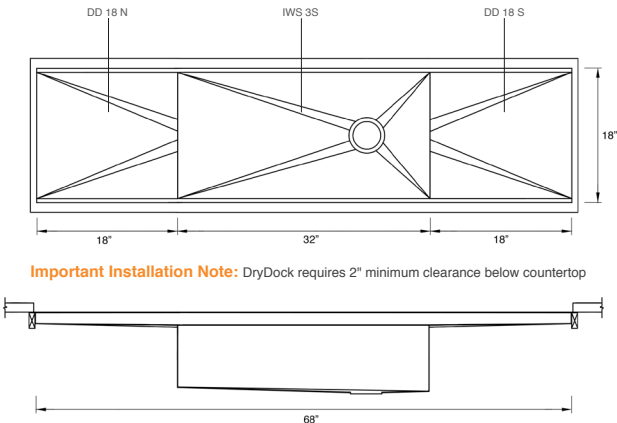
Made in the USA

ASME A112.19.3/CSA B45.4 certified

EXAMPLE 1



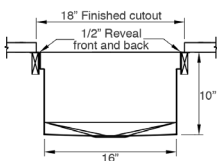
Suggested maximum inside corner radius of countertop cutout 3/8"



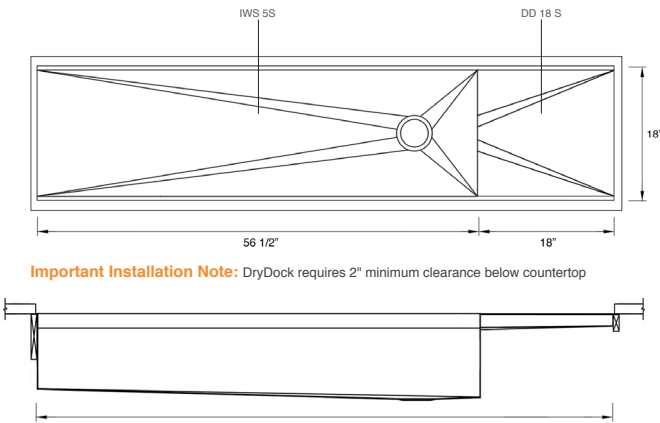
Important Installation Note: DryDock requires 2" minimum clearance below countertop

IWS-3-S-DD-18-N-DD-18-S>xx

EXAMPLE 2



Suggested maximum inside corner radius of countertop cutout 3/8"



Important Installation Note: DryDock requires 2" minimum clearance below countertop

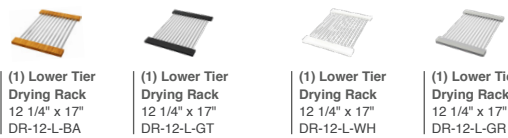
IWS-5-S-DD-18-S>xx

DryDock™ 12

Add to any Workstation. Over 138 possibilities.



DryDock Tool included (DR-12)



Specifications

DryDock Tool included: One

Outside dimensions: 12" x 19 1/2" x 2 1/16"

Countertop cutout: Add 12" to IWS width

Minimum cabinet size: Add 12" to IWS width

Minimum clearance required below countertop: 2"

Location: Drain side (S) and/or non-drain side (N) and/or center drain (C)

Basin (DS-12)

16GA 316L stainless steel indoor/outdoor

SilentArmor™ sound reduction technology

Angel finish

Two tier design

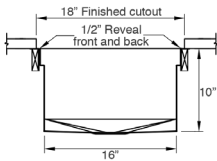
Star™ groove pattern

Limited Lifetime Warranty

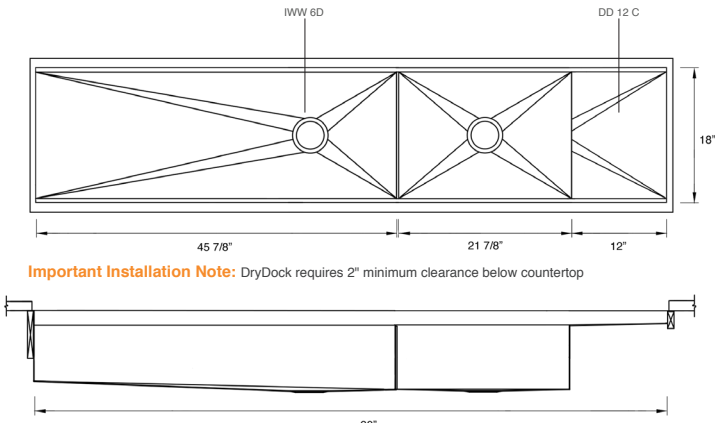
Made in the USA

ASME A112.19.3/CSA B45.4 certified

EXAMPLE 3



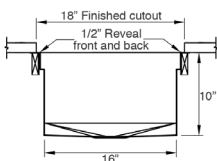
Suggested maximum inside corner radius of countertop cutout 3/8"



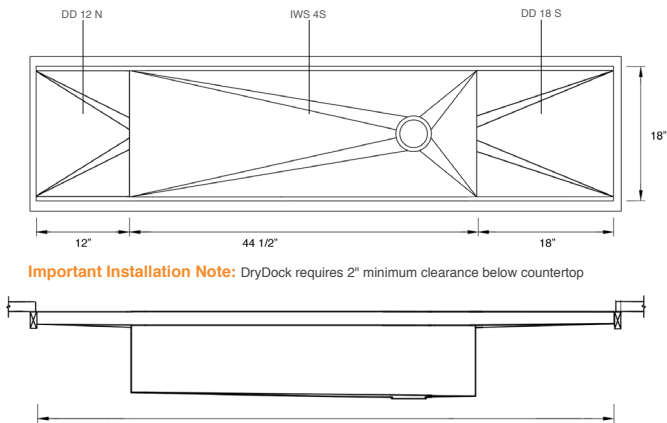
Important Installation Note: DryDock requires 2" minimum clearance below countertop

IWW-6-D-DD-12-C>xx

EXAMPLE 4



Suggested maximum inside corner radius of countertop cutout 3/8"



Important Installation Note: DryDock requires 2" minimum clearance below countertop

IWS-4-S-DD-12-N-DD-18-S>xx

Ideal Workstation. 4S + DryDock™ 18

IWS-4-S-DD-18-S-BA



Natural Golden Bamboo

IWS-4-S-DD-18-S-GT



Graphite Wood Composite

IWS-4-S-DD-18-S-WH



Designer White Resin*

IWS-4-S-DD-18-S-GR



Exclusive Gray Resin*

Ideal Workstation. 4S + DryDock™ 12

IWS-4-S-DD-12-S-BA



Natural Golden Bamboo

IWS-4-S-DD-12-S-GT



Graphite Wood Composite

IWS-4-S-DD-12-S-WH



Designer White Resin*

IWS-4-S-DD-12-S-GR



Exclusive Gray Resin*

Specifications

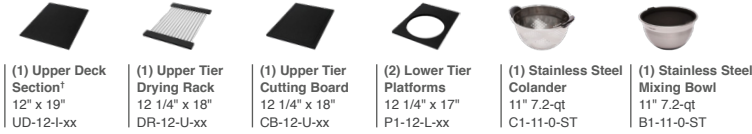
Single bowl
Users: 1
Culinary Tools included: Five
DryDock Tool included: One
Galley Tap recommended: One
Outside dimensions: 63 1/2" x 19 1/2" x 2 1/16"
Countertop cutout: 62 1/2" x 18"
Minimum cabinet size: 66" or 165cm
Minimum clearance required for DryDock below countertop: 2"
DryDock location: Drain side (S)

Basin (KSO-4-S-DS-18-S-SS)

16GA 316L stainless steel indoor/outdoor
SilentArmor™ sound reduction technology
Angel finish
Two tier design
Star™ groove pattern
Reversible side drain
Drain cover included
Limited Lifetime Warranty
Made in the USA
ASME A112.19.3/CSA B45.4 certified

†The Upper Deck requires a 1/4" clearance below the surface of the countertop. If the countertop thickness is 2cm or less, Bamboo Upper Deck sections will not have the needed clearance to function above the Upper Tier Culinary Tools.
Please refer to Culinary Kit Finish descriptions for planning.
Custom options are available for countertops that are 1/2" or less in thickness.

Culinary Tools included (CKT-12)

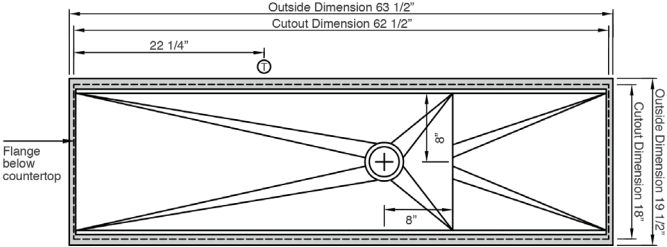


For Optional Culinary Tools see pages 73-76

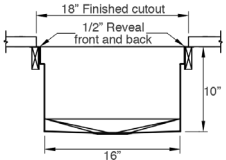

DryDock Tool included (DR-18)



(1) Dual Tier Drying Rack
18" x 17"
DR-18-D-xx



Important Installation Note: DryDock requires 2" minimum clearance below countertop



Personalize Your IWS-4-S-DD-18-S	
Add 7-12" length	p. 65
Add 1-6" length	p. 65
Add 18" DryDock	p. 49
Add 12" DryDock	p. 50
Apron front	p. 65
9" depth	p. 65
Center drain	p. 65
Galley Tap collection	p. 77
Optional Culinary Tools	p. 73
*Color coded labels available	p. 75

Specifications

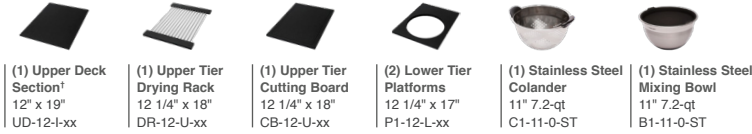
Single bowl
Users: 1
Culinary Tools included: Five
DryDock Tool included: One
Galley Tap recommended: One
Outside dimensions: 57 1/2" x 19 1/2" x 2 1/16"
Countertop cutout: 56 1/2" x 18"
Minimum cabinet size: 60" or 150cm
Minimum clearance required for DryDock below countertop: 2"
DryDock location: Drain side (S)

Basin (KSO-4-S-DS-12-S-SS)

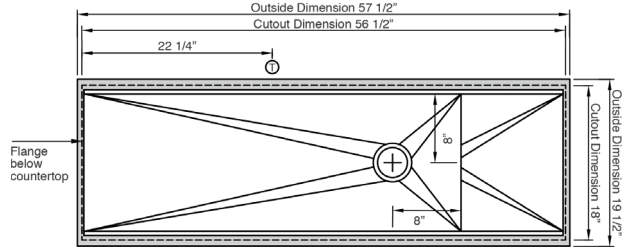
16GA 316L stainless steel indoor/outdoor
SilentArmor™ sound reduction technology
Angel finish
Two tier design
Star™ groove pattern
Reversible side drain
Drain cover included
Limited Lifetime Warranty
Made in the USA
ASME A112.19.3/CSA B45.4 certified

†The Upper Deck requires a 1/4" clearance below the surface of the countertop. If the countertop thickness is 2cm or less, Bamboo Upper Deck sections will not have the needed clearance to function above the Upper Tier Culinary Tools.
Please refer to Culinary Kit Finish descriptions for planning.
Custom options are available for countertops that are 1/2" or less in thickness.

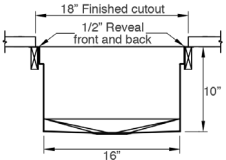

Culinary Tools included (CKT-12)



For Optional Culinary Tools see pages 73-76




Important Installation Note: DryDock requires 2" minimum clearance below countertop



Personalize Your IWS-4-S-DD-12-S	
Add 7-12" length	p. 65
Add 1-6" length	p. 65
Add 18" DryDock	p. 49
Add 12" DryDock	p. 50
Apron front	p. 65
9" depth	p. 65
Center drain	p. 65
Galley Tap collection	p. 77
Optional Culinary Tools	p. 73
*Color coded labels available	p. 75

Upper Deck™

Upper Deck cover set UD-4-18-3P-GT/BA/GR/WH Graphite, Bamboo, Gray or White Resin

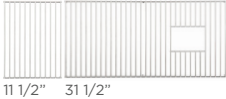


Upper Deck sections Graphite, Bamboo, Gray or White Resin



Recommended Basin Accessories

Bottom Grate set BG-4-S-2-SS Stainless Steel



Manual Strainer Basket
M-DRN-MSS Angel Finish 304 Stainless Steel



Disposal Flange Strainer Basket
G-DRN-MSS Angel Finish 304 Stainless Steel



Auto Strainer Basket Angel Finish 304 Stainless Steel with Polished or Matte knob



A-DRN-PSS
A-DRN-MSS

Upper Deck™

Upper Deck cover set UD-4-12-3P-GT/BA/GR/WH Graphite, Bamboo, Gray or White Resin

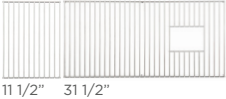


Upper Deck sections Graphite, Bamboo, Gray or White Resin



Recommended Basin Accessories

Bottom Grate set BG-4-S-2-SS Stainless Steel



Manual Strainer Basket
M-DRN-MSS Angel Finish 304 Stainless Steel



Disposal Flange Strainer Basket
G-DRN-MSS Angel Finish 304 Stainless Steel



Auto Strainer Basket Angel Finish 304 Stainless Steel with Polished or Matte knob



A-DRN-PSS
A-DRN-MSS

Ideal Workstation. 3S + DryDock™ 18



Specifications

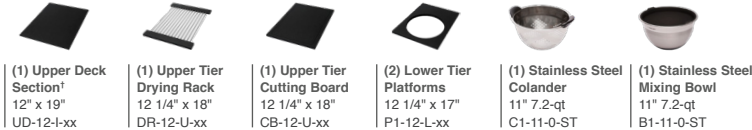
Single bowl
Users: 1
Culinary Tools included: Five
DryDock Tool included: One
Galley Tap recommended: One
Outside dimensions: 51 1/2" x 19 1/2" x 2 1/16"
Countertop cutout: 50 1/2" x 18"
Minimum cabinet size: 54" or 135cm
Minimum clearance required for DryDock below countertop: 2"
DryDock location: Drain side (S)

Basin (KSO-3-S-DS-18-S-SS)

16GA 316L stainless steel indoor/outdoor
SilentArmor™ sound reduction technology
Angel finish
Two tier design
Star™ groove pattern
Reversible side drain
Drain cover included
Limited Lifetime Warranty
Made in the USA
ASME A112.19.3/CSA B45.4 certified

†The Upper Deck requires a 1/4" clearance below the surface of the countertop. If the countertop thickness is 2cm or less, Bamboo Upper Deck sections will not have the needed clearance to function above the Upper Tier Culinary Tools.
Please refer to Culinary Kit Finish descriptions for planning.
Custom options are available for countertops that are 1/2" or less in thickness.

Culinary Tools included (CKT-12)

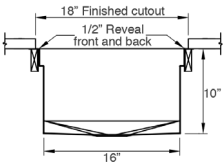
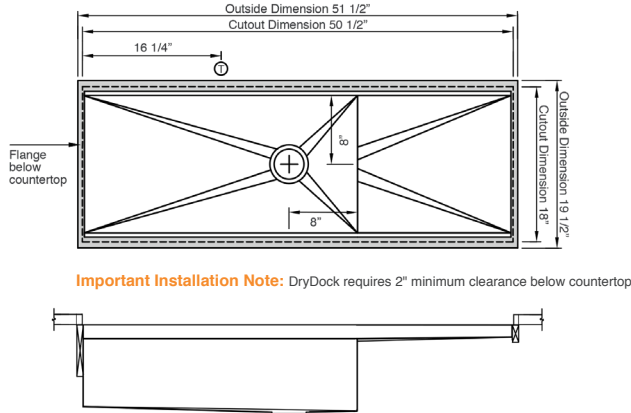


For Optional Culinary Tools see pages 73-76

DryDock Tool included (DR-18)



Personalize Your IWS-3-S-DD-18-S	
Add 7-12" length	p. 65
Add 1-6" length	p. 65
Add 18" DryDock	p. 49
Add 12" DryDock	p. 50
Apron front	p. 65
9" depth	p. 65
Center drain	p. 65
Galley Tap collection	p. 77
Optional Culinary Tools	p. 73
*Color coded labels available	



Upper Deck™

Upper Deck cover set UD-3-18-3P-GT/BA/GR/WH Graphite, Bamboo, Gray or White Resin

Upper Deck sections Graphite, Bamboo, Gray or White Resin

Manual Strainer Basket M-DRN-MSS Angel Finish 304 Stainless Steel

Disposal Flange Strainer Basket G-DRN-MSS Angel Finish 304 Stainless Steel

Auto Strainer Basket Angel Finish 304 Stainless Steel with Polished or Matte knob

Recommended Basin Accessories

Bottom Grate set BG-3-S-1-SS Stainless Steel

Manual Strainer Basket M-DRN-MSS Angel Finish 304 Stainless Steel

Disposal Flange Strainer Basket G-DRN-MSS Angel Finish 304 Stainless Steel

Auto Strainer Basket Angel Finish 304 Stainless Steel with Polished or Matte knob

Ideal Workstation. 3S + DryDock™ 12



Specifications

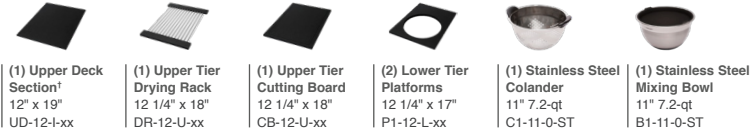
Single bowl
Users: 1
Culinary Tools included: Five
DryDock Tool included: One
Galley Tap recommended: One
Outside dimensions: 45 1/2" x 19 1/2" x 2 1/16"
Countertop cutout: 44 1/2" x 18"
Minimum cabinet size: 48" or 120cm
Minimum clearance required for DryDock below countertop: 2"
DryDock location: Drain side (S)

Basin (KSO-3-S-DS-12-S-SS)

16GA 316L stainless steel indoor/outdoor
SilentArmor™ sound reduction technology
Angel finish
Two tier design
Star™ groove pattern
Reversible side drain
Drain cover included
Limited Lifetime Warranty
Made in the USA
ASME A112.19.3/CSA B45.4 certified

†The Upper Deck requires a 1/4" clearance below the surface of the countertop. If the countertop thickness is 2cm or less, Bamboo Upper Deck sections will not have the needed clearance to function above the Upper Tier Culinary Tools.
Please refer to Culinary Kit Finish descriptions for planning.
Custom options are available for countertops that are 1/2" or less in thickness.

Culinary Tools included (CKT-12)

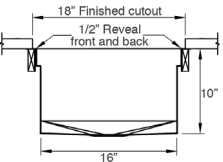
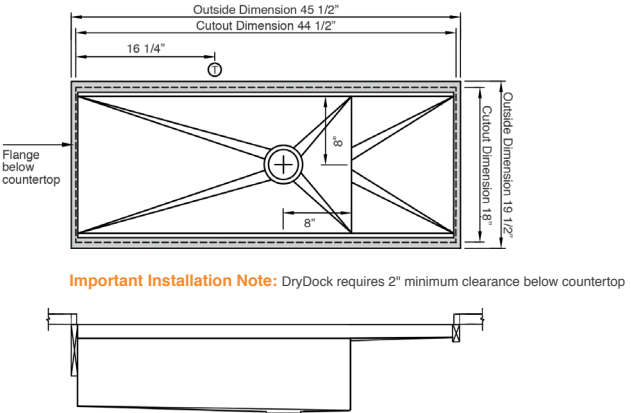


For Optional Culinary Tools see pages 73-76

DryDock Tool included (DR-12)



Personalize Your IWS-3-S-DD-12-S	
Add 7-12" length	p. 65
Add 1-6" length	p. 65
Add 18" DryDock	p. 49
Add 12" DryDock	p. 50
Apron front	p. 65
9" depth	p. 65
Center drain	p. 65
Galley Tap collection	p. 77
Optional Culinary Tools	p. 73
*Color coded labels available	



Upper Deck™

Upper Deck cover set UD-3-12-3P-GT/BA/GR/WH Graphite, Bamboo, Gray or White Resin

Upper Deck sections Graphite, Bamboo, Gray or White Resin

Manual Strainer Basket M-DRN-MSS Angel Finish 304 Stainless Steel

Disposal Flange Strainer Basket G-DRN-MSS Angel Finish 304 Stainless Steel

Auto Strainer Basket Angel Finish 304 Stainless Steel with Polished or Matte knob

Recommended Basin Accessories

Bottom Grate set BG-3-S-1-SS Stainless Steel

Manual Strainer Basket M-DRN-MSS Angel Finish 304 Stainless Steel

Disposal Flange Strainer Basket G-DRN-MSS Angel Finish 304 Stainless Steel

Auto Strainer Basket Angel Finish 304 Stainless Steel with Polished or Matte knob

Ideal Workstation. 30S + DryDock™ 18



Specifications

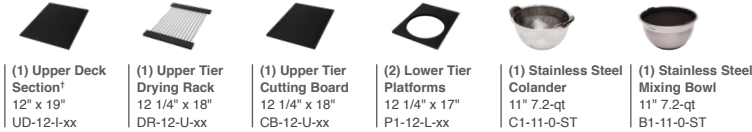
Single bowl
Users: 1
Culinary Tools included: Five
DryDock Tool included: One
Galley BarTap, recommended: One
Outside dimensions: 45 1/2" x 19 1/2" x 2 1/16"
Countertop cutout: 44 1/2" x 18"
Minimum cabinet size: 48" or 120cm
Minimum clearance required for DryDock below countertop: 2"
DryDock location: Drain side (S)

Basin (KSO-30-S-DS-18-S-SS)

16GA 316L stainless steel indoor/outdoor
SilentArmor™ sound reduction technology
Angel finish
Two tier design
Star™ groove pattern
Reversible side drain
Drain cover included
Limited Lifetime Warranty
Made in the USA
ASME A112.19.3/CSA B45.4 certified

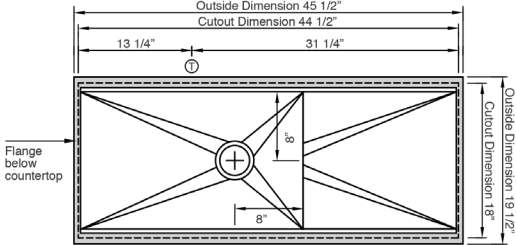
†The Upper Deck requires a 1/4" clearance below the surface of the countertop. If the countertop thickness is 2cm or less, Bamboo Upper Deck sections will not have the needed clearance to function above the Upper Tier Culinary Tools.
Please refer to Culinary Kit Finish descriptions for planning.
Custom options are available for countertops that are 1/2" or less in thickness.

Culinary Tools included (CKT-12)

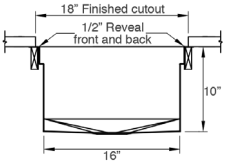
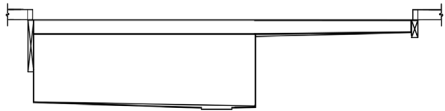


For Optional Culinary Tools see pages 73-76

DryDock Tool included (DR-18)



Important Installation Note: DryDock requires 2" minimum clearance below countertop



Personalize Your IWS-30-S-DD-18-S	
Add 7-12" length	p. 65
Add 1-6" length	p. 65
Add 18" DryDock	p. 49
Add 12" DryDock	p. 50
Apron front	p. 65
9" depth	p. 65
Center drain	p. 65
Galley Tap collection	p. 77
Optional Culinary Tools	p. 73
*Color coded labels available	p. 75

Upper Deck™

Upper Deck cover set UD-30-18-3P-GT/BA/GR/WH Graphite, Bamboo, Gray or White Resin



Upper Deck sections Graphite, Bamboo, Gray or White Resin



Recommended Basin Accessories

Bottom Grate set BG-30-S-1-SS Stainless Steel



Manual Strainer Basket M-DRN-MSS Angel Finish 304 Stainless Steel



Disposal Flange Strainer Basket G-DRN-MSS Angel Finish 304 Stainless Steel



Auto Strainer Basket Angel Finish 304 Stainless Steel with Polished or Matte knob



A-DRN-PSS
A-DRN-MSS

Ideal Workstation. 30S + DryDock™ 12



Specifications

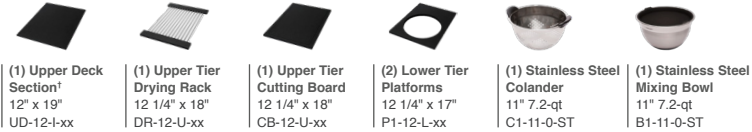
Single bowl
Users: 1
Culinary Tools included: Five
DryDock Tool included: One
Galley BarTap, recommended: One
Outside dimensions: 39 1/2" x 19 1/2" x 2 1/16"
Countertop cutout: 38 1/2" x 18"
Minimum cabinet size: 42" or 107cm
Minimum clearance required for DryDock below countertop: 2"
DryDock location: Drain side (S)

Basin (KSO-30-S-DS-12-S-SS)

16GA 316L stainless steel indoor/outdoor
SilentArmor™ sound reduction technology
Angel finish
Two tier design
Star™ groove pattern
Reversible side drain
Drain cover included
Limited Lifetime Warranty
Made in the USA
ASME A112.19.3/CSA B45.4 certified

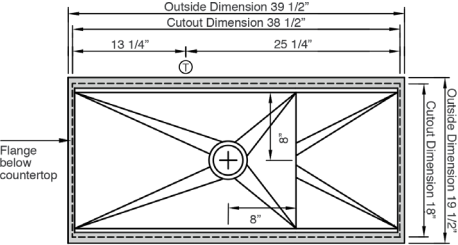
†The Upper Deck requires a 1/4" clearance below the surface of the countertop. If the countertop thickness is 2cm or less, Bamboo Upper Deck sections will not have the needed clearance to function above the Upper Tier Culinary Tools.
Please refer to Culinary Kit Finish descriptions for planning.
Custom options are available for countertops that are 1/2" or less in thickness.

Culinary Tools included (CKT-12)

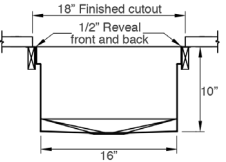


For Optional Culinary Tools see pages 73-76

DryDock Tool included (DR-12)



Important Installation Note: DryDock requires 2" minimum clearance below countertop



Personalize Your IWS-30-S-DD-12-S	
Add 7-12" length	p. 65
Add 1-6" length	p. 65
Add 18" DryDock	p. 49
Add 12" DryDock	p. 50
Apron front	p. 65
9" depth	p. 65
Center drain	p. 65
Galley Tap collection	p. 77
Optional Culinary Tools	p. 73
*Color coded labels available	p. 75

Upper Deck™

Upper Deck cover set UD-30-12-3P-GT/BA/GR/WH Graphite, Bamboo, Gray or White Resin



Upper Deck sections Graphite, Bamboo, Gray or White Resin



Recommended Basin Accessories

Bottom Grate set BG-30-S-1-SS Stainless Steel



Manual Strainer Basket M-DRN-MSS Angel Finish 304 Stainless Steel



Disposal Flange Strainer Basket G-DRN-MSS Angel Finish 304 Stainless Steel



Auto Strainer Basket Angel Finish 304 Stainless Steel with Polished or Matte knob



A-DRN-PSS
A-DRN-MSS

Ideal WashStation™ 4S + DryDock™ 18

IWA-4-S-DD-18-S-BA



Natural Golden Bamboo / Exclusive Gray Resin

IWA-4-S-DD-18-S-GT



Graphite Wood Composite / Graphite Resin

IWA-4-S-DD-18-S-WH



Designer White Resin*

IWA-4-S-DD-18-S-GR



Exclusive Gray Resin*

Ideal WashStation™ 4S + DryDock™ 12

IWA-4-S-DD-12-S-BA



Natural Golden Bamboo / Exclusive Gray Resin

IWA-4-S-DD-12-S-GT



Graphite Wood Composite / Graphite Resin

IWA-4-S-DD-12-S-WH



Designer White Resin*

IWA-4-S-DD-12-S-GR



Exclusive Gray Resin*

Specifications

Single bowl
Users: 1
Wash Tools included: Four
DryDock Tool included: One
Galley Tap recommended: One
Outside dimensions: 63 1/2" x 19 1/2" x 2 1/16"
Countertop cutout: 62 1/2" x 18"
Minimum cabinet size: 66" or 165cm
Minimum clearance required for DryDock below countertop: 2"
DryDock location: Drain side (S)

Basin (KSO-4-S-DS-18-S-SS)

16GA 316L stainless steel indoor/outdoor
SilentArmor™ sound reduction technology
Angel finish
Two tier design
Star™ groove pattern
Reversible side drain
Drain cover included
Limited Lifetime Warranty
Made in the USA
ASME A112.19.3/CSA B45.4 certified

Wash Tools included (WKT-4T)

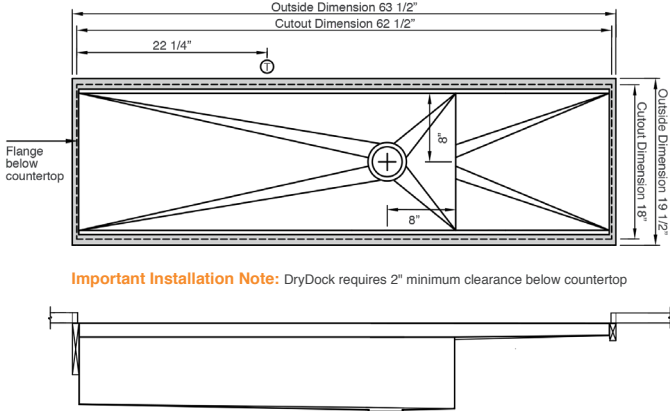


For Optional Culinary Tools see pages 73-76

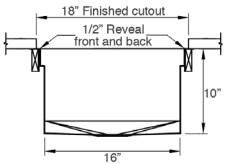
DryDock Tool included (DR-18)



Personalize Your IWA-4-S-DD-18-S	
Add 7-12" length	p. 65
Add 1-6" length	p. 65
Add 18" DryDock	p. 49
Add 12" DryDock	p. 50
Apron front	p. 65
9" depth	p. 65
Center drain	p. 65
Galley Tap collection	p. 77
Optional Culinary Tools	p. 73
*Color coded labels available	



Important Installation Note: DryDock requires 2" minimum clearance below countertop



Specifications

Single bowl
Users: 1
Wash Tools included: Four
DryDock Tool included: One
Galley Tap recommended: One
Outside dimensions: 57 1/2" x 19 1/2" x 2 1/16"
Countertop cutout: 56 1/2" x 18"
Minimum cabinet size: 60" or 150cm
Minimum clearance required for DryDock below countertop: 2"
DryDock location: Drain side (S)

Basin (KSO-4-S-DS-12-S-SS)

16GA 316L stainless steel indoor/outdoor
SilentArmor™ sound reduction technology
Angel finish
Two tier design
Star™ groove pattern
Reversible side drain
Drain cover included
Limited Lifetime Warranty
Made in the USA
ASME A112.19.3/CSA B45.4 certified

Wash Tools included (WKT-4T)

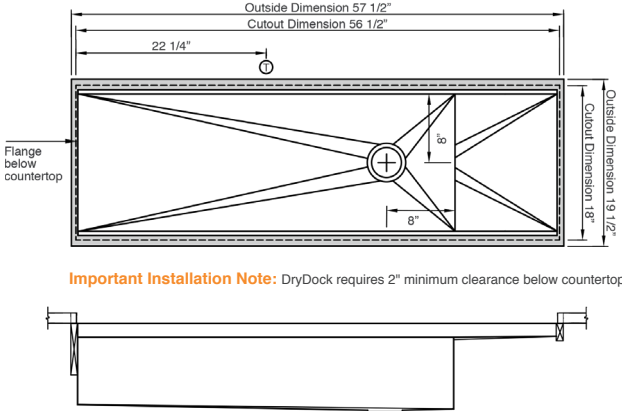


For Optional Culinary Tools see pages 73-76

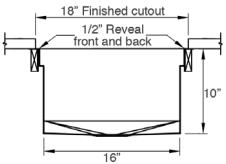
DryDock Tool included (DR-12)



Personalize Your IWA-4-S-DD-12-S	
Add 7-12" length	p. 65
Add 1-6" length	p. 65
Add 18" DryDock	p. 49
Add 12" DryDock	p. 50
Apron front	p. 65
9" depth	p. 65
Center drain	p. 65
Galley Tap collection	p. 77
Optional Culinary Tools	p. 73
*Color coded labels available	



Important Installation Note: DryDock requires 2" minimum clearance below countertop



Upper Deck™

Upper Deck cover set UD-4-18-3P-GT/BA/GR/WH Graphite, Bamboo, Gray or White Resin



Upper Deck sections Graphite, Bamboo, Gray or White Resin

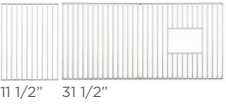


UD-24-I-GT/BA/GR/WH UD-18-I-GT/BA/GR/WH UD-12-I-GT/BA/GR/WH



Recommended Basin Accessories

Bottom Grate set BG-4-S-2-SS Stainless Steel



Manual Strainer Basket M-DRN-MSS Angel Finish 304 Stainless Steel



Disposal Flange Strainer Basket G-DRN-MSS Angel Finish 304 Stainless Steel



Auto Strainer Basket Angel Finish 304 Stainless Steel with Polished or Matte knob



A-DRN-PSS A-DRN-MSS


A-DRN-MSS shown

Upper Deck™

Upper Deck cover set UD-4-12-3P-GT/BA/GR/WH Graphite, Bamboo, Gray or White Resin



Upper Deck sections Graphite, Bamboo, Gray or White Resin

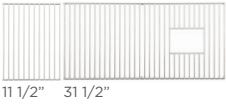


UD-24-I-GT/BA/GR/WH UD-12-I-GT/BA/GR/WH



Recommended Basin Accessories

Bottom Grate set BG-4-S-2-SS Stainless Steel



Manual Strainer Basket M-DRN-MSS Angel Finish 304 Stainless Steel



Disposal Flange Strainer Basket G-DRN-MSS Angel Finish 304 Stainless Steel



Auto Strainer Basket Angel Finish 304 Stainless Steel with Polished or Matte knob



A-DRN-PSS A-DRN-MSS

A-DRN-MSS shown

Ideal WashStation™ 3S + DryDock™ 18



Specifications

Single bowl
Users: 1
Wash Tools included: Four
DryDock Tool included: One
Galley Tap recommended: One
Outside dimensions: 51 1/2" x 19 1/2" x 2 1/16"
Countertop cutout: 50 1/2" x 18"
Minimum cabinet size: 54" or 135cm
Minimum clearance required for DryDock below countertop: 2"
DryDock location: Drain side (S)

Basin (KSO-3-S-DS-18-S-SS)

16GA 316L stainless steel indoor/outdoor
SilentArmor™ sound reduction technology
Angel finish
Two tier design
Star™ groove pattern
Reversible side drain
Drain cover included
Limited Lifetime Warranty
Made in the USA
ASME A112.19.3/CSA B45.4 certified

Wash Tools included (WKT-4T)

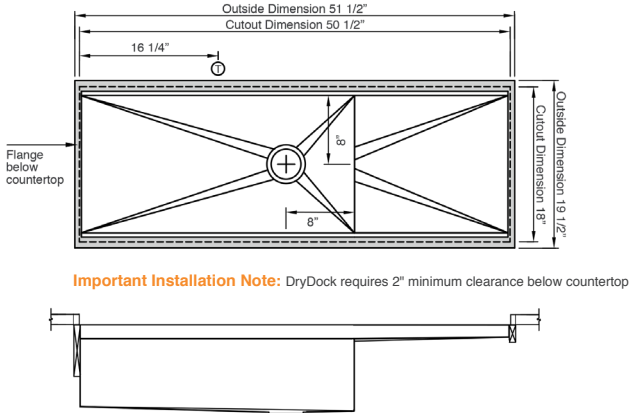


For Optional Culinary Tools see pages 73-76

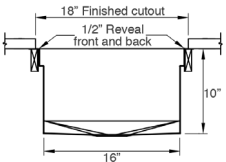
DryDock Tool included (DR-18)



Personalize Your IWA-3-S-DD-18-S	
Add 7-12" length	p. 65
Add 1-6" length	p. 65
Add 18" DryDock	p. 49
Add 12" DryDock	p. 50
Apron front	p. 65
9" depth	p. 65
Center drain	p. 65
Galley Tap collection	p. 77
Optional Culinary Tools	p. 73
*Color coded labels available	




Important Installation Note: DryDock requires 2" minimum clearance below countertop



Upper Deck™

Upper Deck cover set UD-3-18-3P-GT/BA/GR/WH Graphite, Bamboo, Gray or White Resin

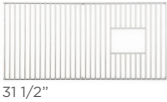


Upper Deck sections Graphite, Bamboo, Gray or White Resin



Recommended Basin Accessories

Bottom Grate set BG-3-S-1-SS Stainless Steel



Manual Strainer Basket M-DRN-MSS Angel Finish 304 Stainless Steel



Disposal Flange Strainer Basket G-DRN-MSS Angel Finish 304 Stainless Steel



Auto Strainer Basket Angel Finish 304 Stainless Steel with Polished or Matte knob



A-DRN-PSS
A-DRN-MSS

Ideal WashStation™ 3S + DryDock™ 12



Specifications

Single bowl
Users: 1
Wash Tools included: Four
DryDock Tool included: One
Galley Tap recommended: One
Outside dimensions: 45 1/2" x 19 1/2" x 2 1/16"
Countertop cutout: 44 1/2" x 18"
Minimum cabinet size: 48" or 120cm
Minimum clearance required for DryDock below countertop: 2"
DryDock location: Drain side (S)

Basin (KSO-3-S-DS-12-S-SS)

16GA 316L stainless steel indoor/outdoor
SilentArmor™ sound reduction technology
Angel finish
Two tier design
Star™ groove pattern
Reversible side drain
Drain cover included
Limited Lifetime Warranty
Made in the USA
ASME A112.19.3/CSA B45.4 certified

Wash Tools included (WKT-4T)

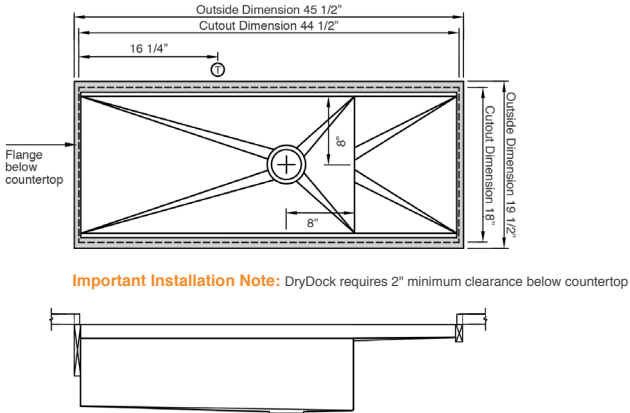


For Optional Culinary Tools see pages 73-76

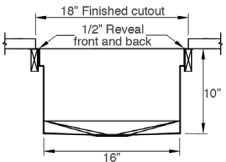
DryDock Tool included (DR-12)



Personalize Your IWA-3-S-DD-12-S	
Add 7-12" length	p. 65
Add 1-6" length	p. 65
Add 18" DryDock	p. 49
Add 12" DryDock	p. 50
Apron front	p. 65
9" depth	p. 65
Center drain	p. 65
Galley Tap collection	p. 77
Optional Culinary Tools	p. 73
*Color coded labels available	




Important Installation Note: DryDock requires 2" minimum clearance below countertop



Upper Deck™

Upper Deck cover set UD-3-12-3P-GT/BA/GR/WH Graphite, Bamboo, Gray or White Resin

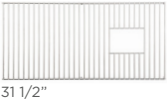


Upper Deck sections Graphite, Bamboo, Gray or White Resin



Recommended Basin Accessories

Bottom Grate set BG-3-S-1-SS Stainless Steel



Manual Strainer Basket M-DRN-MSS Angel Finish 304 Stainless Steel



Disposal Flange Strainer Basket G-DRN-MSS Angel Finish 304 Stainless Steel



Auto Strainer Basket Angel Finish 304 Stainless Steel with Polished or Matte knob



A-DRN-PSS
A-DRN-MSS

Ideal WashStation™ 30S + DryDock™ 18



Specifications

Single bowl
Users: 1
Wash Tools included: Four
DryDock Tool included: One
Galley BarTap, recommended: One
Outside dimensions: 45 1/2" x 19 1/2" x 2 1/16"
Countertop cutout: 44 1/2" x 18"
Minimum cabinet size: 48" or 120cm
Minimum clearance required for DryDock below countertop: 2"
DryDock location: Drain side (S)

Basin (KSO-30-S-DS-18-S-SS)

16GA 316L stainless steel indoor/outdoor
SilentArmor™ sound reduction technology
Angel finish
Two tier design
Star™ groove pattern
Reversible side drain
Drain cover included
Limited Lifetime Warranty
Made in the USA
ASME A112.19.3/CSA B45.4 certified

Wash Tools included (WKT-4T)

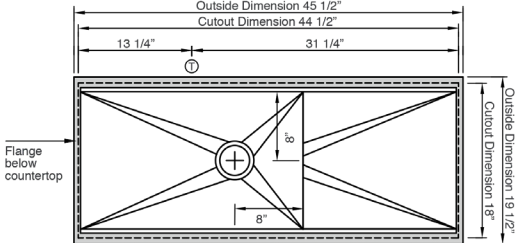


For Optional Culinary Tools see pages 73-76

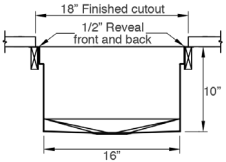
DryDock Tool included (DR 18)



Personalize Your IWA-30-S-DD-18-S	
Add 7-12" length	p. 65
Add 1-6" length	p. 65
Add 18" DryDock	p. 49
Add 12" DryDock	p. 50
Apron front	p. 65
9" depth	p. 65
Center drain	p. 65
Galley Tap collection	p. 77
Optional Culinary Tools	p. 73
*Color coded labels available	
p. 75	




Important Installation Note: DryDock requires 2" minimum clearance below countertop



Upper Deck™

Upper Deck cover set UD-30-18-3P-GT/BA/GR/WH Graphite, Bamboo, Gray or White Resin



Upper Deck sections Graphite, Bamboo, Gray or White Resin



Recommended Basin Accessories

Bottom Grate set BG-30-S-1-SS Stainless Steel



Manual Strainer Basket M-DRN-MSS Angel Finish 304 Stainless Steel



Disposal Flange Strainer Basket G-DRN-MSS Angel Finish 304 Stainless Steel



Auto Strainer Basket Angel Finish 304 Stainless Steel with Polished or Matte knob



A-DRN-PSS
A-DRN-MSS

Ideal WashStation™ 30S + DryDock™ 12



Specifications

Single bowl
Users: 1
Wash Tools included: Four
DryDock Tool included: One
Galley BarTap, recommended: One
Outside dimensions: 39 1/2" x 19 1/2" x 2 1/16"
Countertop cutout: 38 1/2" x 18"
Minimum cabinet size: 42" or 107cm
Minimum clearance required for DryDock below countertop: 2"
DryDock location: Drain side (S)

Basin (KSO-30-S-DS-12-S-SS)

16GA 316L stainless steel indoor/outdoor
SilentArmor™ sound reduction technology
Angel finish
Two tier design
Star™ groove pattern
Reversible side drain
Drain cover included
Limited Lifetime Warranty
Made in the USA
ASME A112.19.3/CSA B45.4 certified

Wash Tools included (WKT-4T)

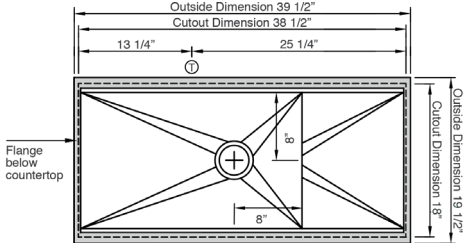


For Optional Culinary Tools see pages 73-76

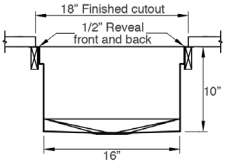
DryDock Tool included (DR 12)



Personalize Your IWA-30-S-DD-12-S	
Add 7-12" length	p. 65
Add 1-6" length	p. 65
Add 18" DryDock	p. 49
Add 12" DryDock	p. 50
Apron front	p. 65
9" depth	p. 65
Center drain	p. 65
Galley Tap collection	p. 77
Optional Culinary Tools	p. 73
*Color coded labels available	
p. 75	




Important Installation Note: DryDock requires 2" minimum clearance below countertop



Upper Deck™

Upper Deck cover set UD-30-12-3P-GT/BA/GR/WH Graphite, Bamboo, Gray or White Resin



Upper Deck sections Graphite, Bamboo, Gray or White Resin



Recommended Basin Accessories

Bottom Grate set BG-30-S-1-SS Stainless Steel



Manual Strainer Basket M-DRN-MSS Angel Finish 304 Stainless Steel



Disposal Flange Strainer Basket G-DRN-MSS Angel Finish 304 Stainless Steel



Auto Strainer Basket Angel Finish 304 Stainless Steel with Polished or Matte knob



A-DRN-PSS
A-DRN-MSS



Ideal HydroStation™ with Natural Golden Bamboo HydroPlate,
Matte Stainless Steel Hot & Cold Tap

Stay hydrated my friends

Enjoy the taste and convenience of drinking clean, filtered water while improving your health and wellbeing. Designed specifically for the Galley Hot & Cold Tap, the HydroStation™ includes a HydroPlate for glasses and cups and can be located virtually anywhere in your kitchen and throughout your home.

For your health

Ideal HydroStation™



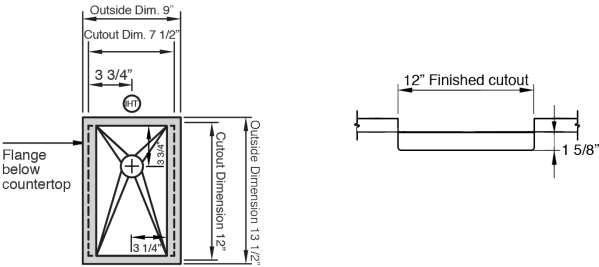
Specifications

- Single bowl
- Users: 1
- Hydro Tool included: One
- Galley Hot & Cold Tap recommended: One
- Outside dimensions: 9" x 13 1/2" x 1 5/8"
- Countertop cutout: 7 1/2" x 12"
- Basin drain opening: 2"
- Basin area: 6 1/2" x 12"

Basin (HSO-1-V-SS)

- 16GA 316L stainless steel indoor/outdoor
- SilentArmor™ sound reduction technology
- Angel finish
- One tier design
- Star™ groove pattern
- Drain included
- Drain cover included
- Limited Lifetime Warranty
- Made in the USA
- ASME A112.19.3/CSA B45.4 certified

Hydro Tool included (HP-7X7)



Custom Built Workstations

Lead time 5-6 weeks



**WorkTop with integrated Ideal Workstation 30, Center Drain, DryDock 12", 9" Bowl Depth Shown

Apron Front Stainless Steel

Description	Product Code
For IWS 7	AF
For IWS 6	AF
For IWS 5	AF
For IWS 4	AF
For IWS 3	AF
For IWS 30	AF
For IWS 2	AF
For IBS 18	AF

Note: Please specify Apron height, thickness and drain location

9" Bowl Depth

Description	Product Code
9" Bowl Depth	BD9

Note: Bottom Grates are not recommended for use in the shallow end of IWS 7S and IWS 6S

Drain & Double Bowl Divider Position

Description	Product Code
Center Drain	C
Move Divider	MD

Note: Custom Bottom Grates may be required

Custom Length

Description	Product Code
Add 7-12"	AL#
Add 1-6"	AL#

Note: Added length 1-6" includes Culinary Kit IWS from next size below
Added length 7-12" includes Culinary Kit IWS from next size above
The maximum overall length recommended is 2 1/2" smaller than the outside cabinet dimension

ADA

Description	Product Code
ADA Compliant	ADA

ADA Kits:
CKT-17-ADA*
CKT-12-ADA*
*Includes 4" high Mixing Bowls and Colanders

Add DryDock™

Description	Product Code
DryDock 18"	DS-18-X
DryDock 12"	DS-12-X

Location: Drain side (S) and/or non-drain side (N) and/or center drain (C)

Note: DryDock only (not including DryDock Tool)



Ideal Workstation 3S with Exclusive Gray Resin Culinary Kit
Apron Front, Polished Stainless Steel Tap

Tailor Made

The Galley offers you the ability to create your very own Workstation or WashStation™. Apron Front, custom lengths, integrated Galleys with stainless steel WorkTops, ADA, you name it and we can probably do it. Our highly trained factory craftsmen love a good challenge!

Dare to be different

Custom order example: **IWS-4-S-AF-AL4-GT**
(Ideal Workstation 4S, Apron Front, Add 4" Length, Graphite Culinary Kit)

****Need something special? Want to add a WorkTop?**
To request a custom quote, fill out the Custom Galley form or contact our customer service department at 800 375 4255 or customerservice@thegalley.com.



Ideal Workstation 4S with Graphite Wood Composite Culinary Kit, PVD Satin Black Stainless Steel BarTap®, Soap Dispenser, and Deck Switch

Taking it to the next level

The Upper Deck is a modular third tier workspace and cover system available in all four finishes. The sections slide apart for easy removal and each one can be used individually on the countertop tier. Use as a complete set to cover the Workstation or individually as work surfaces.

Elevate your Workstation

The Upper Deck™

Let's take it outside

Experience the power of the Galley Workstation and Tap in your outdoor kitchen. Stay outdoors and enjoy spending quality time with your family and friends as you prepare, cook, serve, entertain, and clean right next to your grill. Made of marine grade 316L Stainless Steel, the Tap and Workstation with Graphite Wood Composite, Designer White or Exclusive Gray Resin Culinary Tools are ideal for both indoor and outdoor use.

Revolutionize outdoor living

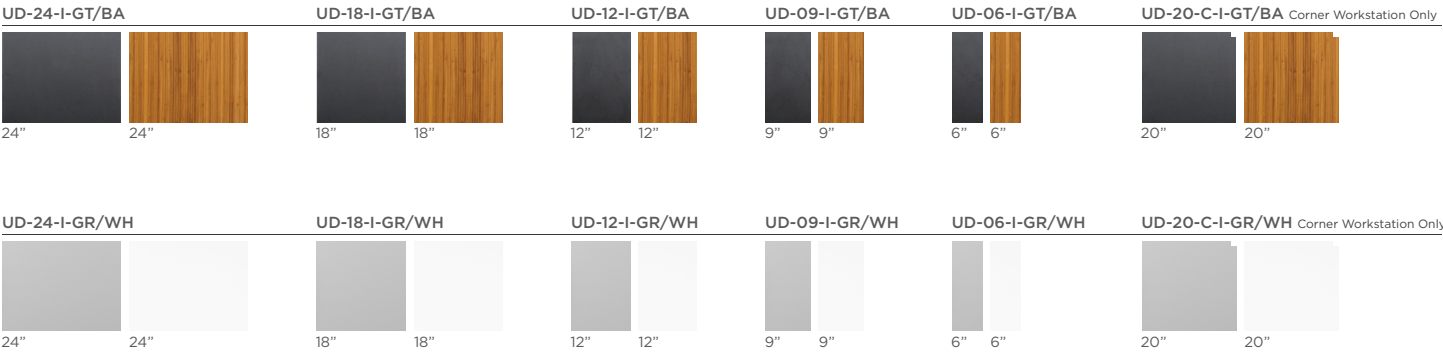


Ideal Workstation 4S with Graphite Wood Composite Upper Deck™ Set, PVD Satin Black Stainless Steel BarTap®, Soap Dispenser, and Deck Switch

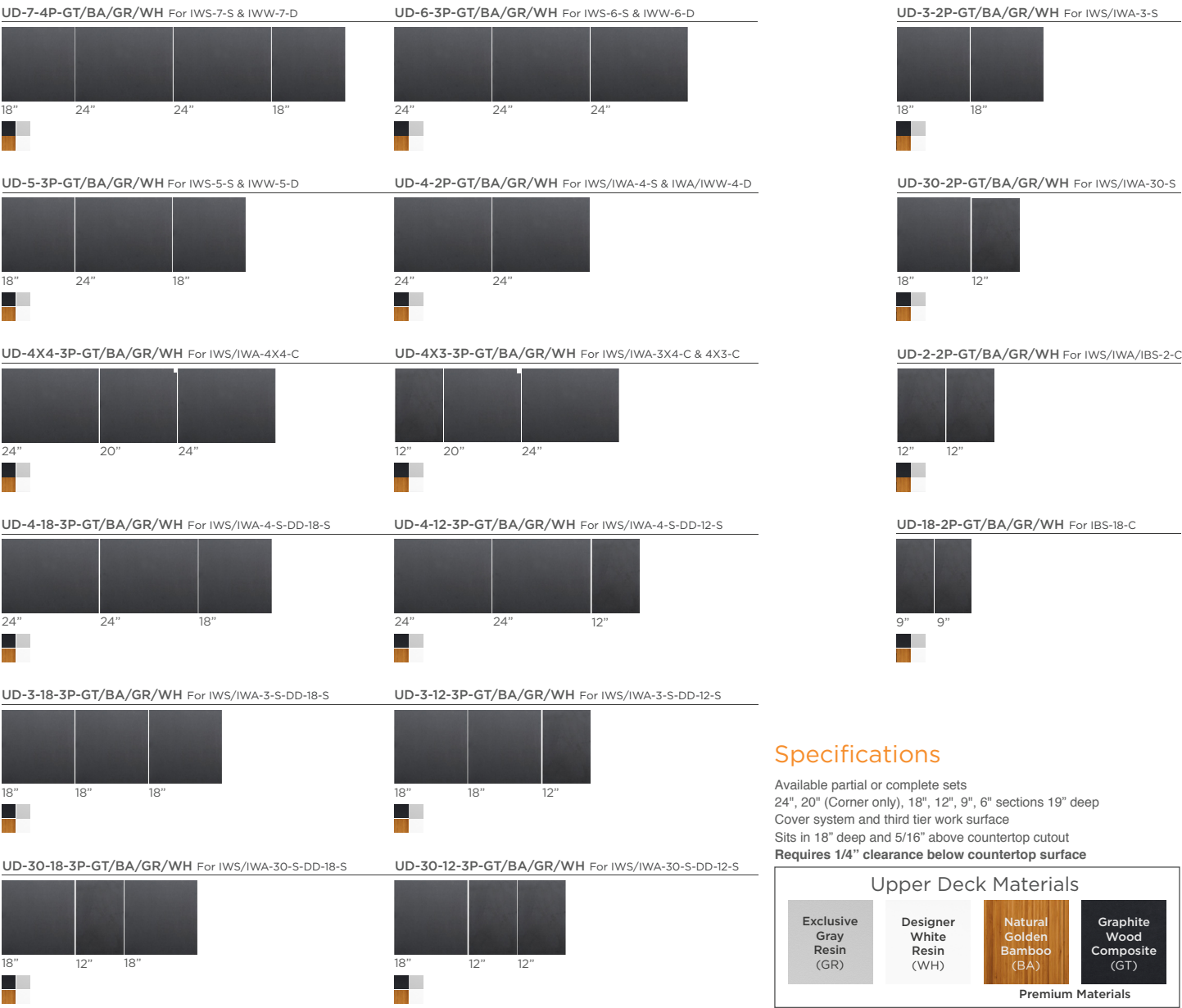
The Upper Deck™

Upper Deck™

Sections




Complete Sets



Specifications

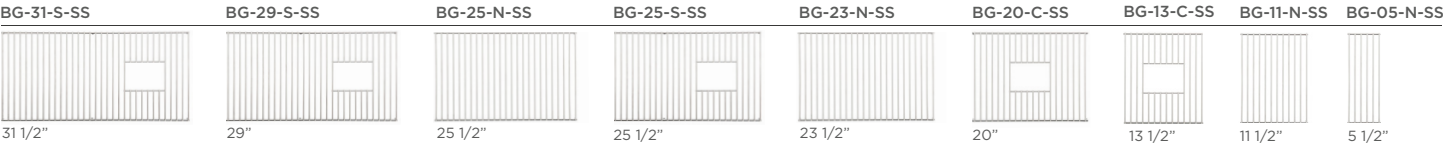
Available partial or complete sets
24", 20" (Corner only), 18", 12", 9", 6" sections 19" deep
Cover system and third tier work surface
Sits in 18" deep and 5/16" above countertop cutout
Requires 1/4" clearance below countertop surface

Upper Deck Materials




Basin Accessories

Bottom Grate Sections



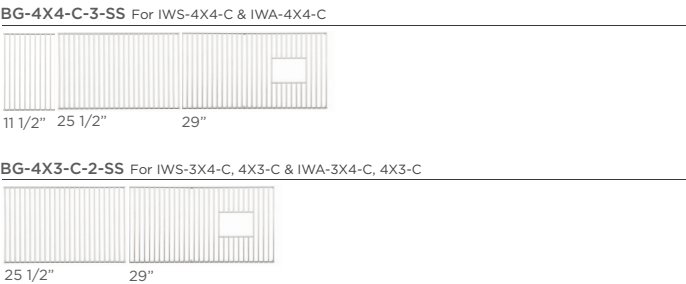
Bottom Grate Sets

Workstations and WashStations™ in Stainless Steel



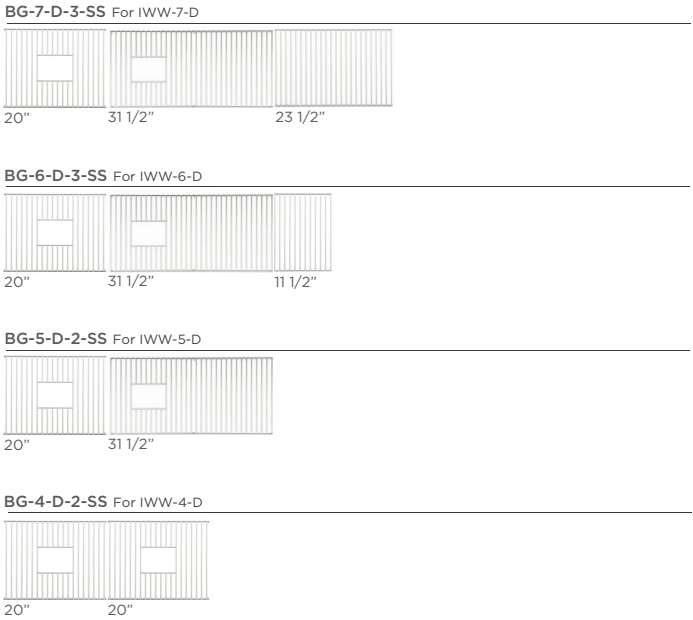
Bottom Grate Sets

Corner Workstations and WashStations in Stainless Steel



Bottom Grate Sets

Work&WashStations™ in Stainless Steel



Specifications

Available partial or complete sets
15 1/2" deep
Indoor / outdoor
1/4" thick solid electroplated stainless steel rod
Protective feet included

Strainer Baskets



Specifications

Fits standard 3 1/2" US drain openings
Standard 1 1/2" male connection to drain plumbing (M-DRN, A-DRN)
27 1/2" cable (A-DRN)
Substantial knob design
304 Stainless Steel finished parts

OPTIONAL CULINARY TOOLS

Our versatile Workstation Culinary Tools are only limited by your imagination



12" Upper Deck™
Also available in 24", 20", 18", 9", & 6"

Upper Tier Garnish Serving Board

Dual Tier Wash & Serve Set
Wash Basin shown

Dual Tier Wash & Serve Set
Large Serving Bowl shown

Upper Tier 2" Chef's Block*
Also available in Walnut & Dual Tier

Countertop Magnetic Knife Block
Also available in Walnut & Bamboo

Dual Tier Condiment Serving Board
Also available in half size

Upper Tier Aluminum Half Sheet Pan

Upper Tier Utensil Caddy

*2" Chef's Blocks include Juice Groove on one side
Upper Deck shown in Graphite Wood Composite and Optional Culinary Tools shown in Designer White Resin are available in all materials

Optional Culinary Tools

Dual Tier

2" Chef's Block

CH-17-D-WA



Black Walnut

CH-17-D-BA



Natural Golden Bamboo

Specifications

2" thick
Sits proud of countertop less than 2" thick
Juice groove on one side
Height adjustable
Dual sided
17" x 18"

Wash & Serve Set

WM-17-D-BA



3/4" Natural Golden Bamboo

WM-17-D-GT



1/2" Graphite Wood Composite

WM-17-D-GR



3/4" Exclusive Gray Resin

WM-17-D-WH



3/4" Designer White Resin

Specifications

Brushed stainless steel wash basin with drain & stopper 15 1/2" x 6 5/8"
Satin/mirrored stainless steel large serving bowl 14 7/8" x 5 1/2" 10.5 qt.
Height adjustable
Dual sided
Platform 17" x 18"

Condiment Serving Board

SB-17-D-BA



3/4" Natural Golden Bamboo

SB-17-D-GT



1/2" Graphite Wood Composite

SB-17-D-GR



3/4" Exclusive Gray Resin

SB-17-D-WH



3/4" Designer White Resin

Specifications

6 stainless steel containers
3 deep, 3 shallow
6 stainless lids
Height adjustable
Dual sided
Platform 17" x 18"

Corner Upper & Lower Tier

Upper Tier 2" Corner Chef's Block

CH-18-C-WA



Black Walnut

CH-18-C-BA



Natural Golden Bamboo

Specifications

2" thick
Sits proud of countertop less than 2" thick
Juice groove on one side
Dual sided
18 1/4" x 18 1/4"

Upper Tier Corner Cutting Board

CB-18-C-BA



3/4" Natural Golden Bamboo

CB-18-C-GT



1/2" Graphite Wood Composite

CB-18-C-GR



3/4" Exclusive Gray Resin

CB-18-C-WH



3/4" Designer White Resin

Specifications

Juice groove on one side
Dual sided
18 1/4" x 18 1/4"

Lower Tier Corner Wash & Serve Set

WM-17-C-BA



3/4" Natural Golden Bamboo

WM-17-C-GT



1/2" Graphite Wood Composite

WM-17-C-GR



3/4" Exclusive Gray Resin

WM-17-C-WH



3/4" Designer White Resin

Specifications

Brushed stainless steel wash basin with drain & stopper 15 1/2" x 6 5/8"
Satin/mirrored stainless steel large serving bowl 14 7/8" x 5 1/2" 10.5 qt.
Dual sided
Platform 17 1/2" x 17 1/2"

Upper Tier

2" Chef's Block

CH-12-U-WA



Black Walnut

CH-12-U-BA



Natural Golden Bamboo

Specifications

2" thick
Sits proud of countertop less than 2" thick
Juice groove on one side
Dual sided
12 1/4" x 18"

Garnish Board

SB-06-U-BA



3/4" Natural Golden Bamboo

SB-06-U-GT



1/2" Graphite Wood Composite

SB-06-U-GR



3/4" Exclusive Gray Resin

SB-06-U-WH



3/4" Designer White Resin

Specifications

4 small stainless steel bowls 4"
Platform 6" x 18"

Utensil Caddy

UC-06-U-BA



3/4" Natural Golden Bamboo

UC-06-U-GT



1/2" Graphite Wood Composite

UC-06-U-GR



3/4" Exclusive Gray Resin

UC-06-U-WH



3/4" Designer White Resin

Specifications

2 stainless steel perforated cylinders
1 stainless steel grate
Platform 6" x 18"

Condiment Serving Board

SB-09-U-BA



3/4" Natural Golden Bamboo

SB-09-U-GT



1/2" Graphite Wood Composite

SB-09-U-GR



3/4" Exclusive Gray Resin

SB-09-U-WH



3/4" Designer White Resin

Specifications

3 stainless steel containers
1 deep, 2 shallow
3 stainless lids
Dual sided
Platform 8 3/4" x 18"

Half Sheet Pan

HS-13-U-AL



Aluminized Steel

Specifications

Fluted design that facilitates air circulation and resists warping
Oven safe to 450°F
Non-stick coating
Made in the USA
13" x 18"

Optional Culinary Tools

Lower Tier

Mini Drying Rack

DR-06-L-BA



3/4" Natural Golden Bamboo

DR-06-L-GT



1/2" Graphite Wood Composite

DR-06-L-GR



3/4" Exclusive Gray Resin

DR-06-L-WH



3/4" Designer White Resin

Specifications

Stainless Steel rods*
Dual sided
6" x 17"

Specialty Kits

Entertain Kit Dual Tier Wash & Serve Set, Dual Tier Condiment Board, Upper Tier Garnish Board

EKT-4T-BA



Natural Golden Bamboo

EKT-4T-GT



Graphite Wood Composite

EKT-4T-GR



Exclusive Gray Resin

EKT-4T-WH



Designer White Resin

Outdoor Kit Upper Tier Half Sheet Pan, Utensil Caddy, Condiment Serving Board, Dual Tier Wash & Serve Set

OKT-5T-GT



Graphite Wood Composite

OKT-5T-GR



Exclusive Gray Resin

OKT-5T-WH



Designer White Resin

Countertop

Recessed Knife Block

KB-04-C-WA



Black Walnut

KB-04-C-BA



Natural Golden Bamboo

KB-04-C-GT



Graphite Wood Composite

Specifications

Linear opening with a magnet to hold knives in place
Semi recessed (3 1/8" x 10 5/8" C.O.) or flush mounted (3 7/16" x 10 15/16" C.O. 1/4" radius)
3 1/2" x 11"

Specialty Kits

Corner Kit Upper Tier Corner Cutting Board, Lower Tier Wash & Serve Set

LKT-3T-BA



Natural Golden Bamboo

LKT-3T-GT



Graphite Wood Composite

LKT-3T-GR



Exclusive Gray Resin

LKT-3T-WH



Designer White Resin

*Stainless Steel rod diameter BA: 3/8", GT: 1/4", GR & WH: 5/16"

THEGALLEY.COM

73

74

THEGALLEY.COM

Optional Culinary Tools

Included with Large Culinary Kits

18" Upper Deck

UD-18-I-BA

UD-18-I-GT

UD-18-I-GR

UD-18-I-WH

3/8" Natural Golden Bamboo

1/2" Graphite Wood Composite

3/8" Exclusive Gray Resin

3/8" Designer White Resin

Specifications

18" Upper Deck section
19" deep
Cover system and third tier work surface
Sits in 18" deep**
Requires 1/4" clearance below countertop surface

Dual Tier Drying Rack

DR-17-D-BA

DR-17-D-GT

DR-17-D-GR

DR-17-D-WH

3/8" Natural Golden Bamboo

1/2" Graphite Wood Composite

3/8" Exclusive Gray Resin

3/8" Designer White Resin

Specifications

Stainless Steel rods*
Height adjustable
Dual sided
17" x 18"

Dual Tier Colander & Mixing Bowl

BC-17-D-BA

BC-17-D-GT

BC-17-D-GR

BC-17-D-WH

3/8" Natural Golden Bamboo

1/2" Graphite Wood Composite

3/8" Exclusive Gray Resin

3/8" Designer White Resin

Specifications

Satin/mirrored stainless steel Colander & Mixing Bowl w/ lid 11" x 6 5/16" 7.2 qt.
Height adjustable
Dual sided platform
17" x 18"

Dual Tier Cutting Board

CB-17-D-BA

CB-17-D-GT

CB-17-D-GR

CB-17-D-WH

3/8" Natural Golden Bamboo

1/2" Graphite Wood Composite

3/8" Exclusive Gray Resin

3/8" Designer White Resin

Specifications

Juice groove on one side
Height adjustable
Dual sided
17" x 18"

Color Coded Labeling

-G, -B, -R Available for Resin only

Green, Red or Blue

Specifications

Add to one side of any Resin Cutting Board or Platform
Add -R or -G or -B at the end of product code

Ex: CB-17-D-WH-B

Note: Label on Cutting Board will be located on side without Juice Groove

*Stainless Steel rod diameter BA: 3/8", GT: 1/4", GR & WH: 5/16"
**Upper Deck section sits above countertop: BA: 1/2", GT: 1/4", GR & WH: 3/8"

Included with Small Culinary Kits

12" Upper Deck

UD-12-I-BA

UD-12-I-GT

UD-12-I-GR

UD-12-I-WH

3/8" Natural Golden Bamboo

1/2" Graphite Wood Composite

3/8" Exclusive Gray Resin

3/8" Designer White Resin

Specifications

12" Upper Deck section
19" deep
Cover system and third tier work surface
Sits in 18" deep**
Requires 1/4" clearance below countertop surface

Upper Tier Drying Rack

DR-12-U-BA

DR-12-U-GT

DR-12-U-GR

DR-12-U-WH

3/8" Natural Golden Bamboo

1/2" Graphite Wood Composite

3/8" Exclusive Gray Resin

3/8" Designer White Resin

Specifications

Stainless Steel rods*
Dual sided
12 1/4" x 18"

Lower Tier Colander & Mixing Bowl

BC-12-L-BA

BC-12-L-GT

BC-12-L-GR

BC-12-L-WH

3/8" Natural Golden Bamboo

1/2" Graphite Wood Composite

3/8" Exclusive Gray Resin

3/8" Designer White Resin

Specifications

Satin/mirrored stainless steel Colander & Mixing Bowl w/ lid 11" x 6 5/16" 7.2 qt.
Dual sided platform
12 1/4" x 17"

Upper Tier Cutting Board

CB-12-U-BA

CB-12-U-GT

CB-12-U-GR

CB-12-U-WH

3/8" Natural Golden Bamboo

1/2" Graphite Wood Composite

3/8" Exclusive Gray Resin

3/8" Designer White Resin

Specifications

Juice groove on one side
Dual sided
12 1/4" x 18"

citrine.

Stainless Steel Clean + Polish

CIT-09-SS-C

CIT-09-SS-C-CS

9 fl oz Stainless Steel Clean + Polish
Individual bottle

9 fl oz Stainless Steel Clean + Polish
Case of 12 bottles

Ingredients

<5% Anionic Surfactants, <5% Non-Ionic Surfactants, <5% Phosphates. Contains Preservation Agents.
Other Ingredients: Auxiliary Agents, Perfumes

Wood Condition + Protect

CIT-09-WD-C

CIT-09-WD-C-CS

9 fl oz Wood Condition + Protect
Individual bottle

9 fl oz Wood Condition + Protect
Case of 12 bottles

Ingredients

Mineral Oil, Vitamin E, Beeswax

Optional Culinary Tools

Included with Wash Kits

Upper Tier Drying Rack

DR-09-U-BA

DR-09-U-GT

DR-09-U-GR

DR-09-U-WH

3/8" Natural Golden Bamboo

1/2" Graphite Wood Composite

3/8" Exclusive Gray Resin

3/8" Designer White Resin

Specifications

Stainless Steel rods*
Dual sided
9 1/4" x 18"

Upper Tier Utensil Caddy

UC-06-U-BA

UC-06-U-GT

UC-06-U-GR

UC-06-U-WH

3/8" Natural Golden Bamboo

1/2" Graphite Wood Composite

3/8" Exclusive Gray Resin

3/8" Designer White Resin

Specifications

2 stainless steel perforated cylinders
1 stainless steel grate
Platform 6" x 18"

Lower Tier Wash Caddy

WC-06-L-GT

WC-06-L-GR

WC-06-L-WH

Graphite Resin

Exclusive Gray Resin

Designer White Resin

Specifications

Removeable drip tray
Polypropylene
6" x 17"

Lower Tier Wash Bowl

WB-12-L-GT

WB-12-L-GR

WB-12-L-WH

Graphite Resin

Exclusive Gray Resin

Designer White Resin

Specifications

Removeable pop-up drain
Polypropylene
12" x 17"

Included with Bar Kits

6" Upper Deck

UD-06-I-BA

UD-06-I-GT

UD-06-I-GR

UD-06-I-WH

3/8" Natural Golden Bamboo

1/2" Graphite Wood Composite

3/8" Exclusive Gray Resin

3/8" Designer White Resin

Specifications

6" Upper Deck section
19" deep
Cover system and third tier work surface
Sits in 18" deep**
Requires 1/4" clearance below countertop surface

Garnish Board

SB-06-U-BA

SB-06-U-GT

SB-06-U-GR

SB-06-U-WH

3/8" Natural Golden Bamboo

1/2" Graphite Wood Composite

3/8" Exclusive Gray Resin

3/8" Designer White Resin

Specifications

4 small stainless steel bowls 4" Platform 6" x 18"

Lower Tier Mini Drying Rack

DR-06-L-BA

DR-06-L-GT

DR-06-L-GR

DR-06-L-WH

3/8" Natural Golden Bamboo

1/2" Graphite Wood Composite

3/8" Exclusive Gray Resin

3/8" Designer White Resin

Specifications

Stainless Steel rods*
Dual sided
6" x 17"

THE GALLEY TAP

The perfect pair

The Galley Tap is the first and only kitchen faucet thoughtfully designed, engineered and manufactured to function perfectly with a specific line of kitchen sinks, or in our case, kitchen workstations. Simply put, it completes The Galley Workstation.

"Its striking beauty comes from its perfect geometry. That's the magic!"

David Kotowsky
Designer | Galley Tap

THE IDEAL KITCHEN FAUCET

This stunning kitchen faucet has been ergonomically designed and engineered with dimensions that are specifically suited for the Galley Workstation. The Galley Tap, along with the Ideal BarTap® and Ideal Hot & Cold Tap, is perfectly proportioned, functional and beautiful. The Soap Dispenser and Deck Switch are the perfect companions to the Tap and Workstation.

Limited Lifetime Mechanical and Finish Warranty



IDEAL FLOW
LAMINAR

IDEAL FLOW
SPRAY

ERGONOMIC SLIDE SWITCH TO SELECT
IDEAL FLOW: LAMINAR OR SPRAY

HAND SPRAY EXTENDS UP TO 26" FROM SPOUT

11" POT FILL HEIGHT FROM
COUNTERTOP TO SPOUT OUTLET

Q-DOCK™ DOCKING SYSTEM
HOLDS HAND SPRAY IN PLACE

3" LONG HAND SPRAY FITS
COMFORTABLY IN YOUR HAND

CONCEALED EASY CLEAN SPRAY FACE

5 1/2" HEIGHT FROM
DECK TO SPOUT OUTLET

11" CENTERSTATION™
SPOUT PROJECTION

5 1/2" SPOUT
PROJECTION

EASY REFILL
FROM TOP

ABOVE DECK
DESIGN

SPOUT ROTATES 360°

FORWARD-ROTATING
COMFORTFEEL™ LEVER HANDLE

SOLID 316L MACHINED STAINLESS STEEL
CONSTRUCTION INDOOR/OUTDOOR

OPTIONAL BASE RING INCLUDED



WATER FILTRATION
SYSTEM

WORLD CLASS QUALITY

State-of-the-art quality and manufacturing precision is evident throughout every millimeter of the Galley Tap® line. Machined out of solid AISI 316L Stainless Steel, this dynamic faucet is ideal for both indoor and outdoor use.

The Galley Tap and accompanying BarTap®, Hot & Cold Tap, Soap Dispenser and Deck Switch are available in six flawless Stainless Steel finishes: Matte, Polished, PVD Gun Metal Gray™, PVD Satin Black, PVD Brushed Gold*, and PVD Polished Rose Gold*.



GALLEY PVD A suit of armor

The Physical Vapor Deposition (PVD) process vaporizes a solid metal to a plasma of atoms or molecules; the vapor is then deposited in a vacuum chamber as a high-performance coating. Used in the aerospace and biomedical fields, PVD is the hardest and most corrosion-resistant coating to strengthen and protect your Tap for a lifetime. It is more environmentally friendly than traditional coating processes such as electroplating and powder coating.

Polished
Stainless Steel

Matte
Stainless Steel

PVD Gun Metal Gray™
Stainless Steel

PVD Satin Black
Stainless Steel

PVD Brushed Gold*
Stainless Steel

PVD Polished Rose Gold*
Stainless Steel

Classic Finishes

Premium Finishes

Prestige Finishes

*Limited Edition

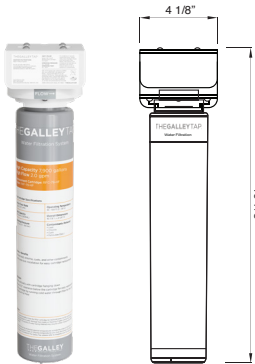
Ideal Tap with Filtration

High Flow (HF) or Eco Flow (EF)



Specifications

Ideal Tap
Single-lever control ceramic disk cartridge
Forward rotating COMFORTFEEL™ lever handle
11" CENTERSTATION™ spout projection
11" Pot fill height from deck to spout outlet
Hand spray extends up to 26" from spout
Q-Dock™ docking system holds hand spray in place
Ergonomic slide switch to select Ideal Flow. Laminar or Spray Flow
Automatic return to laminar flow
Concealed easy clean spray face
Spout rotates 360°
Quiet, smooth gliding hose
Counterweight
Dual check valves
24" stainless steel flexible hoses 3/8" compression
Maximum counter thickness 2"
Minimum install hole diameter 1 3/8"
Optional base ring included
Total height 21 1/4"
High Flow 2.2 GPM maximum flow rate
Eco Flow 1.8 GPM maximum flow rate
For use with Water Filtration System* (included)
*Note: May reduce water flow



Water Filtration System
(Included)
Service flow rate 2.0 gpm
Rated capacity 7,900 gallons
Operating pressure 10 - 125 psi
Operating temperature 35 - 100°F
Overall dimensions 16 7/8" x 4 1/8"
Reduces lead, chlorine, cysts and other contaminants
Quick twist-lock cartridge replacement
Replacement filter cartridge dimensions 14 1/2" x 3"
Internal parts never exposed to human handling
Filtration protects capital equipment from early breakdown
Installs vertically (allow 2 1/2" clearance)
Parts Included: Mounting bracket and screws, plastic tubing, push-fit Tee

Construction

Ideal Tap
Solid 316L machined stainless steel construction
Available in Polished, Matte, PVD Gun Metal Gray™, PVD Satin Black, PVD Brushed Gold, PVD Polished Rose Gold
Indoor & outdoor
Limited Lifetime Warranty
Made in Italy

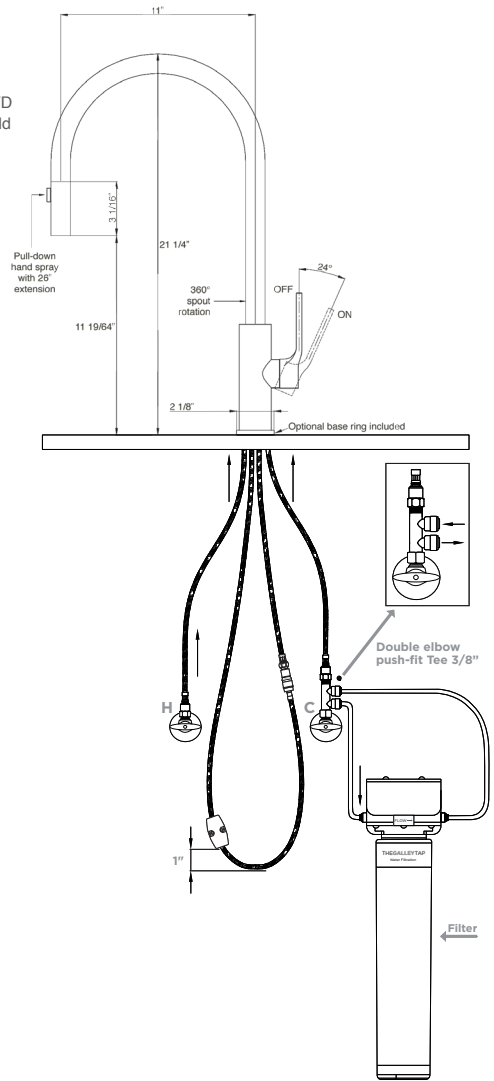
Water Filtration System
Five Year Warranty
Made in the USA

Codes/Standards

Ideal Tap
ASME 112.18.1
CSA B125.1
NSF 61, 372
CALGreen
UPC
NPC
ADA

Water Filtration System
IAPMO Certified
NSF/ANSI 42, 53, 372

For Tap Accessories see pages 93-94



Ideal Tap

High Flow (HF) or Eco Flow (EF)



Specifications

Single-lever control ceramic disk cartridge
Forward rotating COMFORTFEEL™ lever handle
11" CENTERSTATION™ spout projection
11" Pot fill height from deck to spout outlet
Hand spray extends up to 26" from spout
Q-Dock™ docking system holds hand spray in place
Ergonomic slide switch to select Ideal Flow. Laminar or Spray Flow
Automatic return to laminar flow
Concealed easy clean spray face
Spout rotates 360°
Quiet, smooth gliding hose
Counterweight
Dual check valves
24" stainless steel flexible hoses 3/8" compression
Maximum counter thickness 2"
Minimum install hole diameter 1 3/8"
Optional base ring included
Total height 21 1/4"
High Flow 2.2 GPM maximum flow rate
Eco Flow 1.8 GPM maximum flow rate
For use with Water Filtration System* (not included)
*Note: May reduce water flow

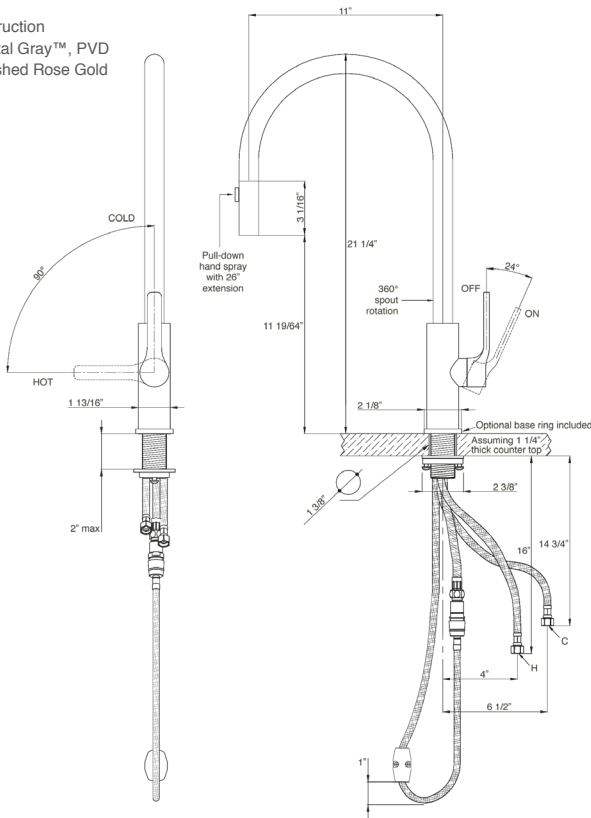
Construction

Solid 316L machined stainless steel construction
Available in Polished, Matte, PVD Gun Metal Gray™, PVD Satin Black, PVD Brushed Gold, PVD Polished Rose Gold
Indoor & outdoor
Limited Lifetime Warranty
Made in Italy

Codes/Standards

ASME 112.18.1
CSA B125.1
NSF 61, 372
CALGreen
UPC
NPC
ADA

For Tap Accessories see pages 93-94



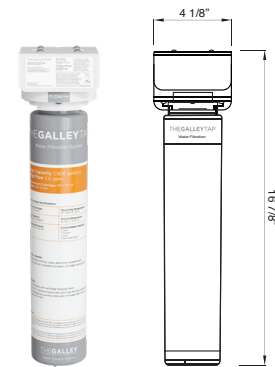
Ideal BarTap® with Filtration

High Flow (HF) or Eco Flow (EF)



Specifications

Ideal BarTap
Single-lever control
Ceramic disk cartridge
Forward rotating COMFORTFEEL™ lever handle
Q-Dock™ docking system holds hand spray in place
Ergonomic slide switch to select Ideal Flow. Laminar or Spray Flow
Automatic return to laminar flow
Concealed easy clean spray face
Spout rotates 360°
Counterweight
Dual check valves
24" stainless steel flexible hoses 3/8" compression
Maximum counter thickness 2"
Minimum install hole diameter 1 3/8"
Optional base ring included
Total height 15 13/16"
High Flow 2.2 GPM maximum flow rate
Eco Flow 1.8 GPM maximum flow rate
For use with Water Filtration System* (included)
*Note: May reduce water flow



Water Filtration System
(Included)

Water Filtration System
Service flow rate 2.0 gpm
Rated capacity 7,900 gallons
Operating pressure 10 - 125 psi
Operating temperature 35 - 100°F
Overall dimensions 16 7/8" x 4 1/8"
Reduces lead, chlorine, cysts and other contaminants
Quick twist-lock cartridge replacement
Replacement filter cartridge dimensions 14 1/2" x 3"
Internal parts never exposed to human handling
Filtration protects capital equipment from early breakdown
Installs vertically (allow 2 1/2" clearance)
Parts Included: Mounting bracket and screws, plastic tubing, push-fit Tee

Construction

Ideal BarTap
Solid 316L machined stainless steel construction
Available in Polished, Matte, PVD Gun Metal Gray™, PVD Satin Black, PVD Brushed Gold, PVD Polished Rose Gold
Indoor & outdoor
Limited Lifetime Warranty
Made in Italy

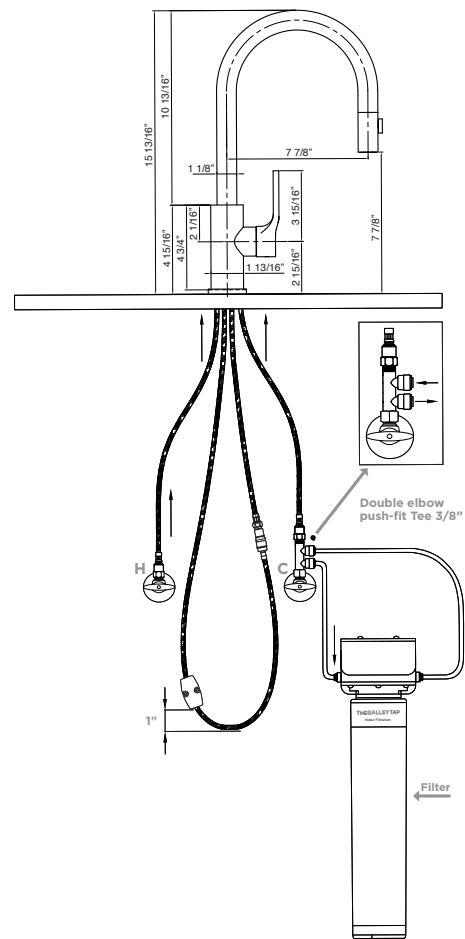
Water Filtration System
Five Year Warranty
Made in the USA

Codes/Standards

Ideal BarTap
ASME 112.18.1
CSA B125.1
NSF 61, 372
CALGreen
UPC
NPC
ADA

Water Filtration System
IAPMO Certified
NSF/ANSI 42, 53, 372

For Tap Accessories see pages 93-94



Ideal BarTap®

High Flow (HF) or Eco Flow (EF)



Specifications

Single-lever control
Ceramic disk cartridge
Forward rotating COMFORTFEEL™ lever handle
Q-Dock™ docking system holds hand spray in place
Ergonomic slide switch to select Ideal Flow. Laminar or Spray Flow
Automatic return to laminar flow
Concealed easy clean spray face
Spout rotates 360°
Counterweight
Dual check valves
24" stainless steel flexible hoses 3/8" compression
Maximum counter thickness 2"
Minimum install hole diameter 1 3/8"
Optional base ring included
Total height 15 13/16"
High Flow 2.2 GPM maximum flow rate
Eco Flow 1.8 GPM maximum flow rate
For use with Water Filtration System* (not included)
*Note: May reduce water flow

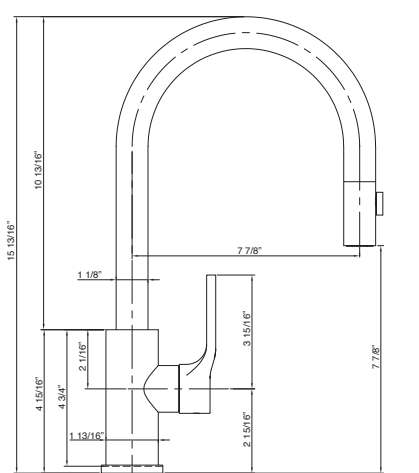
Construction

Solid 316L machined stainless steel construction
Available in Polished, Matte, PVD Gun Metal Gray™, PVD Satin Black, PVD Brushed Gold, PVD Polished Rose Gold
Indoor & outdoor
Limited Lifetime Warranty
Made in Italy

Codes/Standards

ASME 112.18.1
CSA B125.1
NSF 61, 372
CALGreen
UPC
NPC
ADA

For Tap Accessories see pages 93-94



THE IDEAL HOT & COLD TAP

Filtered Instant Hot + Cold Water System



DRINK

- Filtered Water
- Instant Coffee
- Hot Tea
- Fruit Infused Water



COOK

- Poach Eggs
- Blanch Vegetables
- Pasta & Rice
- Instant Oatmeal



CLEAN

- Greasy Pans
- Cutting Boards
- Wash Dishes
- Sterilize Baby Bottles



The Galley Tap

The Galley Tap



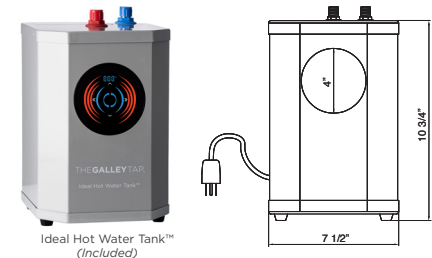
Ideal Hot & Cold Tap with Filtration

Available Early 2022



Specifications

Ideal Hot & Cold Tap
Solid 316L Machined Stainless Steel Construction
Forward rotating COMFORTFEEL™ lever handles
Hot side lever is spring loaded for automatic shutoff 1/4 turn
Ceramic disk cartridges
Spout rotates 360°
Laminar Ideal Flow.
Thermally insulated spout
Provides filtered (included), hot water, 208°F max temperature
Provides filtered (included), cold water (not chilled)
Optional base ring included
8 7/8" fill height from deck to spout outlet
Total height 13 1/4"
.50 GPM maximum flow rate for hot water
1.30 GPM maximum flow rate for cold (not chilled) water
Maximum counter thickness 2 1/4"
Minimum install hole diameter 1 3/8"
Compatible with reverse osmosis filtration systems
Limited Lifetime Mechanical and Finish Warranty
For use with Water Filtration System* (included)
For use with Ideal Hot Water Tank™ (included)
*Note: May reduce water flow



Ideal Hot Water Tank
Digital control touch panel
Adjustable temperature settings = 3° increments
Seven preset temperatures = 167°-208°F
Digital temperature control within 1-2°
On/off button with vacation mode feature
1500 watt/120-volt ceramic encased rapid-recovery element
60 cups per hour capacity
Standby reheat feature with low energy consumption 1W
Standby reheat at 6° temperature-drop
Built-in dry Burn and overheat sensors
Built-in 60 psi RV with patented Baffle Fill System
Encased element prevents limescale build-up
Double venturi reduces faucet "dripping/spitting"
Compatible with reverse osmosis filtration systems
Space-saving 7 1/2" W x 7 1/2" D x 10 3/4" H
Cabinet-side or floor-mount install options
Parts Included: Silicone Washers, Adapters


Construction

Ideal Hot & Cold Tap
Solid 316L machined stainless steel construction
Available in Polished, Matte, PVD Gun Metal Gray™, PVD Satin Black, PVD Brushed Gold, PVD Polished Rose Gold
Indoor & outdoor
Limited Lifetime Warranty
Made in Italy

Ideal Hot Water Tank
304 stainless steel tank 0.6 USG (2.4 litres)
Five Year Warranty

Water Filtration System
Five Year Warranty
Made in the USA

For Tap Accessories see pages 93-94



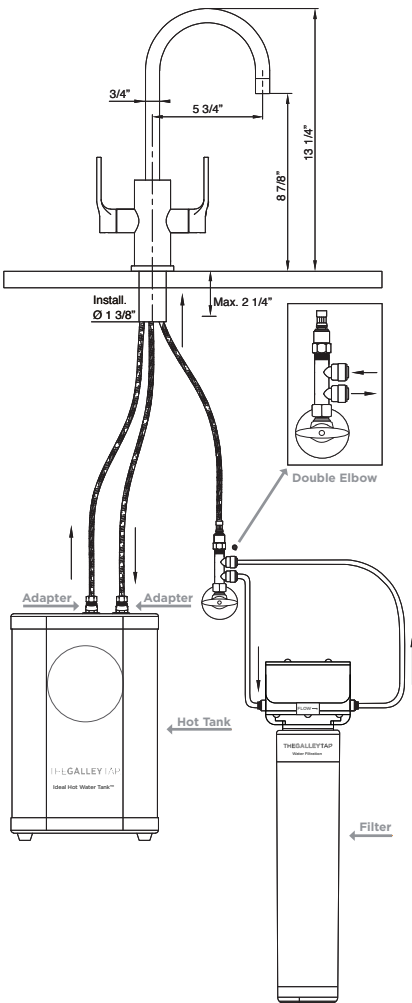
Water Filtration System
Service flow rate 2.0 gpm
Rated capacity 7,900 gallons
Operating pressure 10 - 125 psi
Operating temperature 35 - 100°F
Overall dimensions 16 7/8" x 4 1/8"
Reduces lead, chlorine, cysts and other contaminants
Quick twist-lock cartridge replacement
Replacement filter cartridge dimensions 14 1/2" x 3"
Internal parts never exposed to human handling
Filtration protects capital equipment from early breakdown
Installs vertically (allow 2 1/2" clearance)
Parts Included: Mounting bracket and screws, plastic tubing, push-fit Tee

Codes/Standards

Ideal Hot & Cold Tap
ASME 112.18.1
CSA B125.1
CALGreen
cUPC *In Progress*
NPC
ADA

Ideal Hot Water Tank
UL Certified

Water Filtration System
IAPMO Certified
NSF/ANSI 42, 53, 372



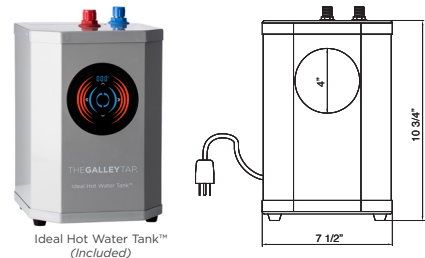
Ideal Hot & Cold Tap

Available Early 2022



Specifications

Ideal Hot & Cold Tap
Solid 316L Machined Stainless Steel Construction
Forward rotating COMFORTFEEL™ lever handles
Hot side lever is spring loaded for automatic shutoff 1/4 turn
Ceramic disk cartridges
Spout rotates 360°
Laminar Ideal Flow.
Thermally insulated spout
Provides filtered (not included), hot water, 208°F max temperature
Provides filtered (not included), cold water (not chilled)
Optional base ring included
8 7/8" fill height from deck to spout outlet
Total height 13 1/4"
.50 GPM maximum flow rate for hot water
1.30 GPM maximum flow rate for cold (not chilled) water
Maximum counter thickness 2 1/4"
Minimum install hole diameter 1 3/8"
Compatible with reverse osmosis filtration systems
Limited Lifetime Mechanical and Finish Warranty
For use with Water Filtration System* (not included)
For use with Ideal Hot Water Tank™ (included)
*Note: May reduce water flow



Ideal Hot Water Tank
Digital control touch panel
Adjustable temperature settings = 3° increments
Seven preset temperatures = 167°-208°F
Digital temperature control within 1-2°
On/off button with vacation mode feature
1500 watt/120-volt ceramic encased rapid-recovery element
60 cups per hour capacity
Standby reheat feature with low energy consumption 1W
Standby reheat at 6° temperature-drop
Built-in dry Burn and overheat sensors
Built-in 60 psi RV with patented Baffle Fill System
Encased element prevents limescale build-up
Double venturi reduces faucet "dripping/spitting"
Compatible with reverse osmosis filtration systems
Space-saving 7 1/2" W x 7 1/2" D x 10 3/4" H
Cabinet-side or floor-mount install options
Parts Included: Silicone Washers, Adapters

Construction

Ideal Hot & Cold Tap
Solid 316L machined stainless steel construction
Available in Polished, Matte, PVD Gun Metal Gray™, PVD Satin Black, PVD Brushed Gold, PVD Polished Rose Gold
Indoor & outdoor
Limited Lifetime Warranty
Made in Italy

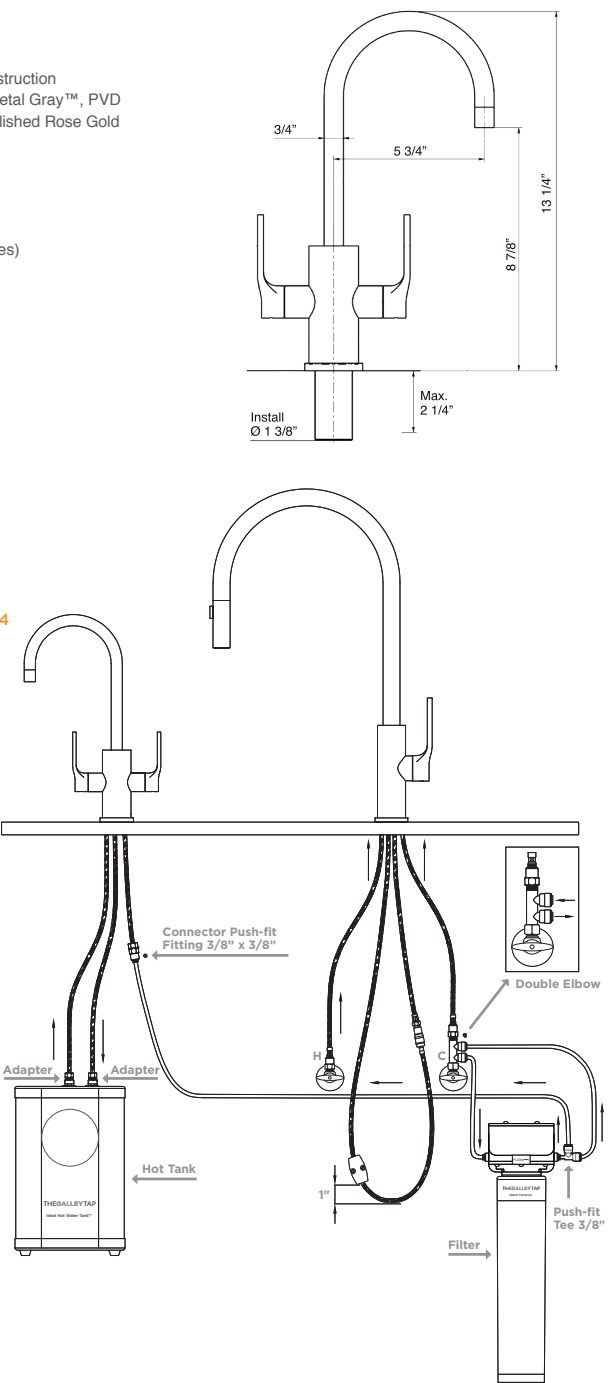
Ideal Hot Water Tank
304 stainless steel tank 0.6 USG (2.4 litres)
Five Year Warranty

Codes/Standards


Ideal Hot & Cold Tap
ASME 112.18.1
CSA B125.1
CALGreen
cUPC *In Progress*
NPC
ADA

Ideal Hot Water Tank
UL Certified

For Tap Accessories see pages 93-94



Ideal Pot Filler Tap with Filtration



Specifications

Ideal Pot Filler Tap
Single-lever control
1/4 turn ceramic disc valve cartridge
COMFORTFEEL™ lever handle
Cold water valve, one inlet
Rough-in part required (sold separately)
Laminar Ideal Flow.
Dual swivel spout
24" projection
4.2 GPM
For use with Water Filtration System* (included)
*Note: May reduce water flow



Water Filtration System
(included)

Water Filtration System
Service flow rate 2.0 gpm
Rated capacity 7,900 gallons
Operating pressure 10 - 125 psi
Operating temperature 35 - 100°F
Overall dimensions 16 7/8" x 4 1/8"
Reduces lead, chlorine, cysts and other contaminants
Quick twist-lock cartridge replacement
Replacement filter cartridge dimensions 14 1/2" x 3"
Internal parts never exposed to human handling
Filtration protects capital equipment from early breakdown
Installs vertically (allow 2 1/2" clearance)
Parts Included: Mounting bracket and screws, plastic tubing, push-fit Tee

Construction

Ideal Pot Filler Tap
Solid 316L machined stainless steel construction
Available in Polished, Matte, PVD Gun Metal Gray™, PVD Satin Black, PVD Brushed Gold, PVD Polished Rose Gold
Indoor & outdoor
Limited Lifetime Warranty
Made in Italy

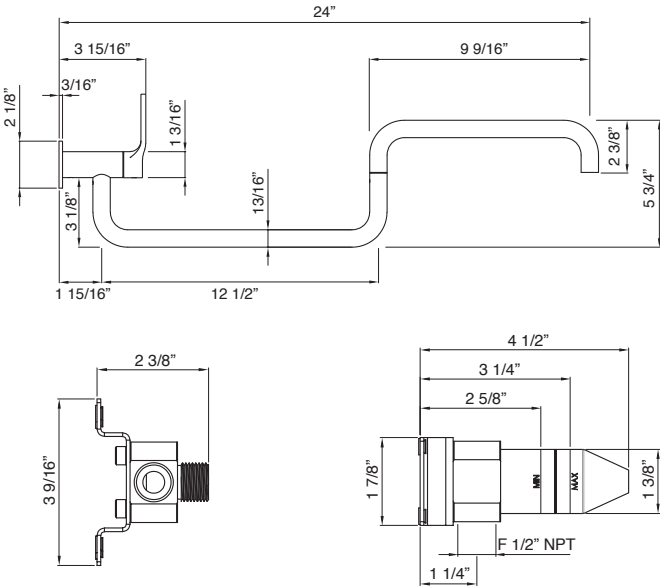
Water Filtration System
Five Year Warranty
Made in the USA

Codes/Standards

Ideal Pot Filler Tap
NSF
UPC

Water Filtration System
IAPMO Certified
NSF/ANSI 42, 53, 372

For Tap Accessories see pages 93-94



Rough-in



PFT-RO-SS
Required Rough-in Part

Ideal Pot Filler Tap



Specifications

Single-lever control
1/4 turn ceramic disc valve cartridge
COMFORTFEEL™ lever handle
Cold water valve, one inlet
Rough-in part required (sold separately)
Laminar Ideal Flow.
Dual swivel spout
24" projection
4.2 GPM
For use with Water Filtration System* (not included)
*Note: May reduce water flow

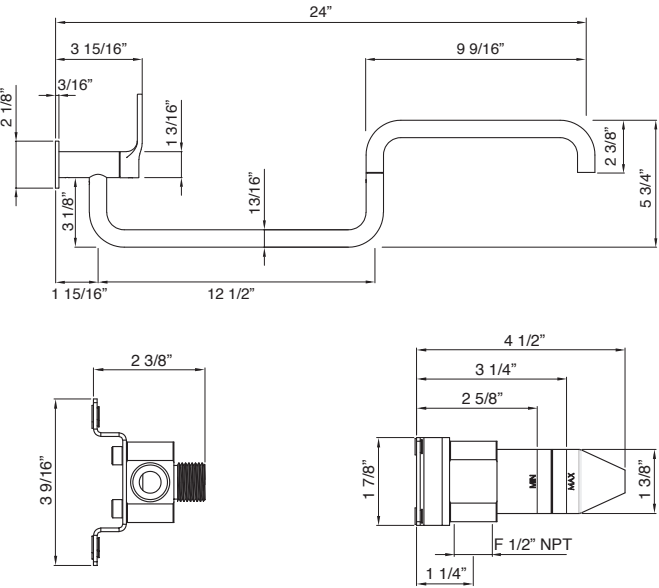
Construction

Solid 316L machined stainless steel construction
Available in Polished, Matte, PVD Gun Metal Gray™, PVD Satin Black, PVD Brushed Gold, PVD Polished Rose Gold
Indoor & outdoor
Limited Lifetime Warranty
Made in Italy

Codes/Standards

NSF
UPC

For Tap Accessories see pages 93-94



Tap Accessories

Ideal Soap Dispenser

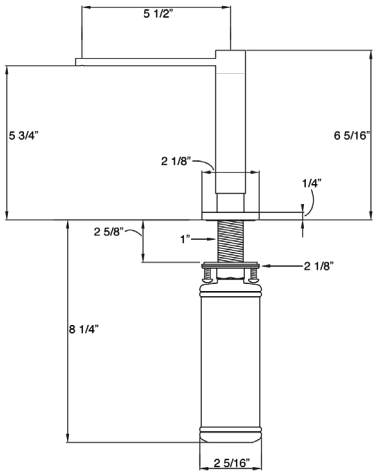
ISD-1-PSS	ISD-1-MSS	ISD-1-GSS	ISD-1-BSS	ISD-1-YSS	ISD-1-RSS
					
Polished Stainless Steel	Matte Stainless Steel	PVD Gun Metal Gray™ Stainless Steel	PVD Satin Black Stainless Steel	PVD Brushed Gold Stainless Steel <i>Limited Edition</i>	PVD Polished Rose Gold Stainless Steel <i>Limited Edition</i>

Specifications







Heavy-duty pump for added reliability
5 1/2" reach
5 1/2" clearance
Easy refill from the top
12 fluid ounce capacity
Maximum counter thickness 1 9/16"
Install hole diameter 1" min to 1 3/8" max

Construction

Solid 316L machined stainless steel construction
Available in Polished, Matte, PVD Gun Metal Gray™, PVD Satin Black, PVD Brushed Gold, PVD Polished Rose Gold
Indoor & outdoor
Limited Lifetime Warranty
Made in Italy



Ideal Deck Switch

IDS-1-PSS	IDS-1-MSS	IDS-1-GSS	IDS-1-BSS	IDS-1-YSS	IDS-1-RSS
					
Polished Stainless Steel	Matte Stainless Steel	PVD Gun Metal Gray™ Stainless Steel	PVD Satin Black Stainless Steel	PVD Brushed Gold Stainless Steel <i>Limited Edition</i>	PVD Polished Rose Gold Stainless Steel <i>Limited Edition</i>

Specifications

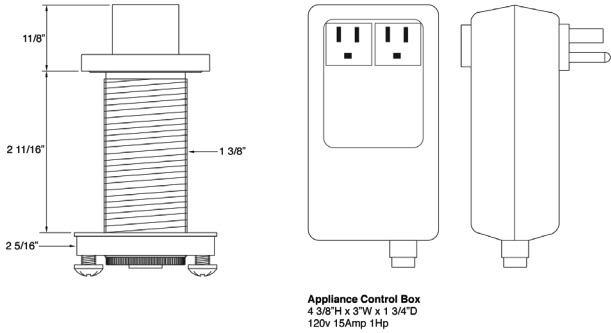
Air-activated button
Above the deck design for easy operation
Convenient alternative to a wall switch
Isolated from the electrical connections
Includes two outlet control box and tubing for disposal and a hot tank 120v 15amp 1hp
Maximum counter thickness 2 11/16"
Minimum install hole diameter 1 3/8"

Construction

Solid 316L machined stainless steel construction
Available in Polished, Matte, PVD Gun Metal Gray™, PVD Satin Black, PVD Brushed Gold, PVD Polished Rose Gold
Indoor & outdoor
Limited Lifetime Warranty
Made in Italy

Codes/Standards







UL
CSA Enclosure Type 2
ADA Compliant



Appliance Control Box
4 3/8"H x 3"W x 1 3/4"D
120v 15amp 1Hp

Tap Accessories

Ideal Tap Hole Cover

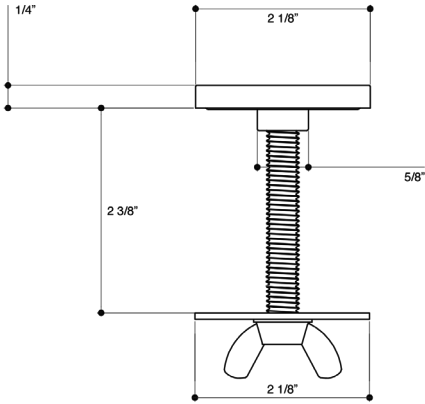
IHC-1-PSS	IHC-1-MSS	IHC-1-GSS	IHC-1-BSS	IHC-1-YSS	IHC-1-RSS
					
Polished Stainless Steel	Matte Stainless Steel	PVD Gun Metal Gray™ Stainless Steel	PVD Satin Black Stainless Steel	PVD Brushed Gold Stainless Steel <i>Limited Edition</i>	PVD Polished Rose Gold Stainless Steel <i>Limited Edition</i>

Specifications







Cover unused hole in sink or countertop
2 1/8" diameter covers standard size sink holes
Mounting hardware included for easy installation
Maximum counter thickness 2 1/4"

Construction

Solid 316L machined stainless steel construction
Available in Polished, Matte, PVD Gun Metal Gray™, PVD Satin Black, PVD Brushed Gold, PVD Polished Rose Gold
Indoor & outdoor
Limited Lifetime Warranty
Made in Italy



Ideal Air Gap

IAG-1-PSS	IAG-1-MSS	IAG-1-GSS	IAG-1-BSS	IAG-1-YSS	IAG-1-RSS
					
Polished Stainless Steel	Matte Stainless Steel	PVD Gun Metal Gray™ Stainless Steel	PVD Satin Black Stainless Steel	PVD Brushed Gold Stainless Steel <i>Limited Edition</i>	PVD Polished Rose Gold Stainless Steel <i>Limited Edition</i>

Specifications

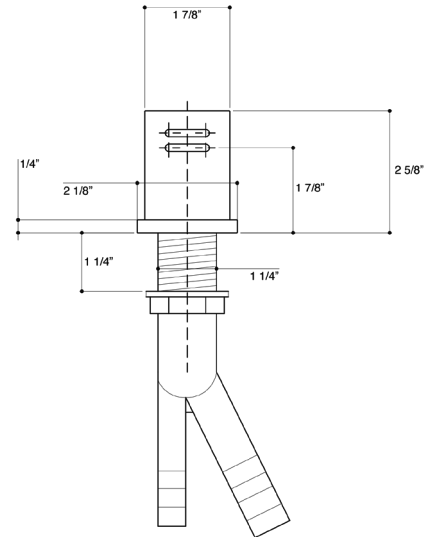
Single port dishwasher air gap
Prevents dishwasher back-flow and dirt buildup
Included air gap rough
Maximum counter thickness 1 1/4"
Minimum install hole diameter 1 3/8"

Construction

Solid 316L machined stainless steel construction
Available in Polished, Matte, PVD Gun Metal Gray™, PVD Satin Black, PVD Brushed Gold, PVD Polished Rose Gold
Indoor & outdoor
Limited Lifetime Warranty
Made in Italy

Codes/Standards

UPC



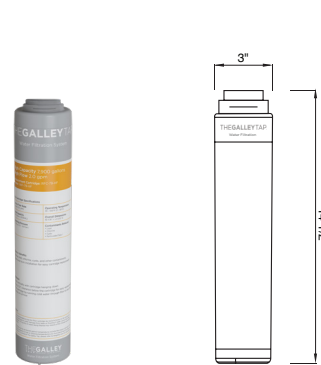
Water Filtration System

IWF-79-HF

RFC-79-HF



Water Filtration System



Replacement Cartridge

2.0
gpm

7,900
gallon
capacity

Features & Benefits

- High flow, high capacity, commercial quality water filtration system manufactured with a proprietary fibercarbon block
- Increases clarity of your drinking water
- Improves taste and reduces odors
- Certified for reduction of lead, chlorine, cysts, particulate class I and other contaminants
- Hybrid material with powder activated and fiber carbons
- Limited polymer binder used creating more active pores for higher absorption capacity
- Filtration removes particles from 0.5 micron in size
- Helps to protect Taps
- Retains vital minerals

Specifications

- Service flow rate 2.0 gpm
- Rated capacity 7,900 gallons
- Operating pressure 10 - 125 psi
- Operating temperature 35 - 100°F
- Overall dimensions 16 7/8" L x 4 1/8" D
- Quick twist-lock cartridge replacement
- Internal parts never exposed to human handling
- Filtration protects capital equipment from early breakdown
- Installs vertically (allow 2 1/2" clearance)
- Install in cold water supply only
- Use with Ideal Tap, BarTap® and Hot & Cold Tap

Included Contents

- 1 - Mounting Bracket
- 2 - System Head
- 3 - RFC-79-HF Filter
- 4 - 3/8" Double Elbow Tee
- 5 - John Guest Stem Push-fit Tee
- 6 - Mounting Screws
- 7 - 10' (120") x 3/8" Plastic Tubing

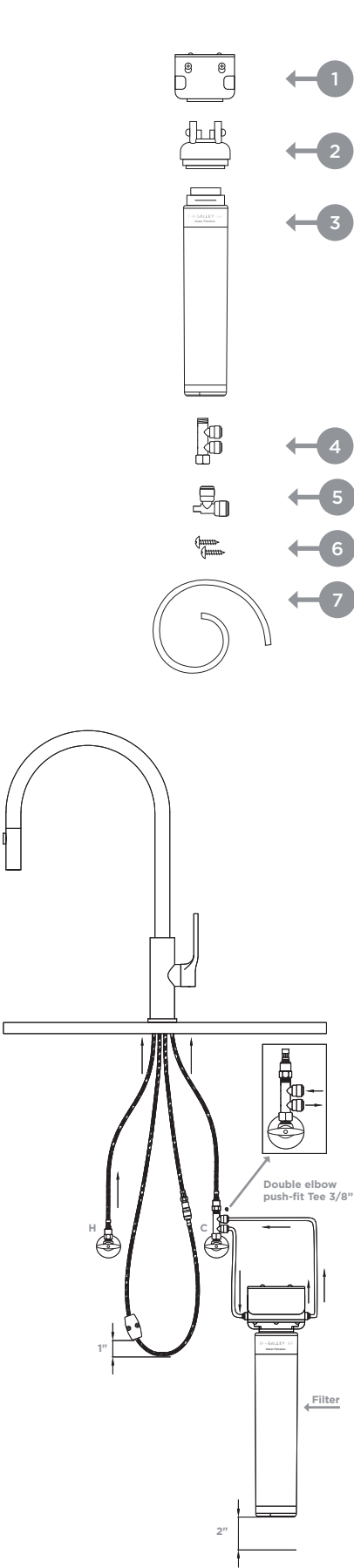
Construction

Lasts up to 12 months dependent upon water quality and amount of water filtered

Codes/Standards

IWF-79-HF tested and certified by IAPMO R&T and IAPMO R&T Lab against CSA B483.1; against NSF/ANSI 42 for the reduction of chlorine, taste and odor and particulate class I; against NSF/ANSI 53 for the reduction of cyst and lead; against NSF/ANSI 372 for low lead compliance; as verified and substantiated by test data California compliant

Substance		Average % Reduction
NSF/Ansi 42 - Aesthetic Effects		
Chlorine		>94.8%
Particulate, Class 1 particles 0.5 to < 1 m		>99.2%
NSF/Ansi 53 - Health Effects		
Cyst		>99.99%
Lead pH 6.5		>99.7%
Lead pH 8.5		>99.2%



Use & Care

Stainless Steel Basin:

For everyday cleaning, we recommend cleaning the Galley basin with citrine® Stainless Steel Clean + Polish. This will restore the luster and keep the tiers sleek to allow the Tools to glide freely. On behalf of the cabinet(s) beneath the Galley Workstation, we highly recommend that you do not put ice directly in the Basin for an extended period of time. Doing so may result in condensation on the exterior of the Basin, therefore causing potential damage to the interior of the cabinets.

Graphite Wood Composite Tools:

The Graphite Tools can be cleaned in the dishwasher. For surface marks and light scratches use a Maroon Scotch-Brite® pad to lightly buff the surface. Please note this will lighten the area affected with the original patina returning over time. Graphite Wood Composite is heat-resistant up to 350°F degrees. This product should only be used for preparing and serving food and never placed on or in any stove top, oven or grill.

Resin Tools:

Resin Tools can be cleaned in the dishwasher. Designer White Resin only: Spray bleach directly onto the boards to remove heavy stains. Let sit for 15-20 minutes or until stains dissolve. Wash thoroughly with soap and water. Resin Tools are heat-resistant to 180°F degrees.

Bamboo and Walnut Tools:

Once a month use the enclosed citrine® Wood Condition + Protect to condition the wood. This will help prevent splitting, and give the Bamboo and Walnut a nice, burnished look. For cleaning after use, hand wash with soap and water. Be sure to let wood dry completely. From time to time, as with any cutting board, you may notice vegetable stains settling into the board. This is normal and is not a health concern but can diminish the beauty of the wood. For stains, scrub coarse salt over the surface of the board with a sponge, then rinse and dry. On rare occasions, odors can also ingrain themselves in the wood. You can resolve this by rubbing a simple paste of baking soda and water over the board occasionally before rinsing and drying. If water is left pooled on the wood, it can cause discoloration. It is important to keep all areas dry after use. Proper care and cleaning of your Bamboo and Walnut Tools will ensure they last for years to come.

Wash Tools:

Polypropylene Wash Bowl and Wash Caddy: Hand wash thoroughly with soap and water.

Drying Racks:

Bamboo: Hand wash with soap and water, dry thoroughly and apply citrine® Wood Condition + Protect. All other finishes are dishwasher safe.

Salt Water Environments:

316L stainless is suitable for outdoor applications. The best way to protect stainless steel is to clean it frequently. If salt has time to establish itself on the surface, the effects of the chemical reaction will soon become visible. In salt air environments, we recommend cleaning the stainless steel surface at least every two weeks to keep your basin in prime condition.

How To Restore the Original Luster of Your Galley:

For any questions please contact The Galley Headquarters at 800.375.4255 or customerservice@thegalley.com.

Use & Care

Chef's Block:

Your new Chef's Block has already been oiled with our citrine® Wood Condition + Protect, (food-safe, of course!), so you can start enjoying it right out of the box.

For the best long-term life: We recommend for the first couple of weeks that you oil your Chef's Block 2 or 3 more times. This will help build up its resistance to moisture and strengthen the wood for a long, healthy life. After that, a quick application every couple of months should suffice. To start you off right, we have included a sample of our citrine® Wood Condition + Protect.

For simple cleaning: Hand wash using warm water with dish soap and a damp sponge or cloth. Allow your Chef's Block to dry thoroughly before the next use. The wood should never be fully submerged in water or placed in the dishwasher. If your Chef's Block ever smells less than fresh, you can simply rub a paste of baking soda and water over the board before rinsing and drying.

citrine®



CIT-09-SS-C

stainless steel clean + polish

Clean and restore the shine and luster of your Galley Workstation or any stainless steel surface with citrine- stainless steel clean + polish. A gentle and food-safe liquid cleaner and polisher that removes debris and tarnish as well as protects the cleaned surface.

Ingredients

<5% Anionic Surfactants, <5% Non-Ionic Surfactants, <5% Phosphates. Contains Preservation Agents. Other Ingredients: Auxiliary Agents, Perfumes.

Codes/Standards

NSF



CIT-09-WD-C

wood condition + protect

Condition and protect your Galley Natural Golden Bamboo Culinary Tools or any wooden surface with citrine- wood condition + protect. A unique blend of mineral oil, vitamin e, and beeswax moisturizes and preserves the natural beauty of the wood.

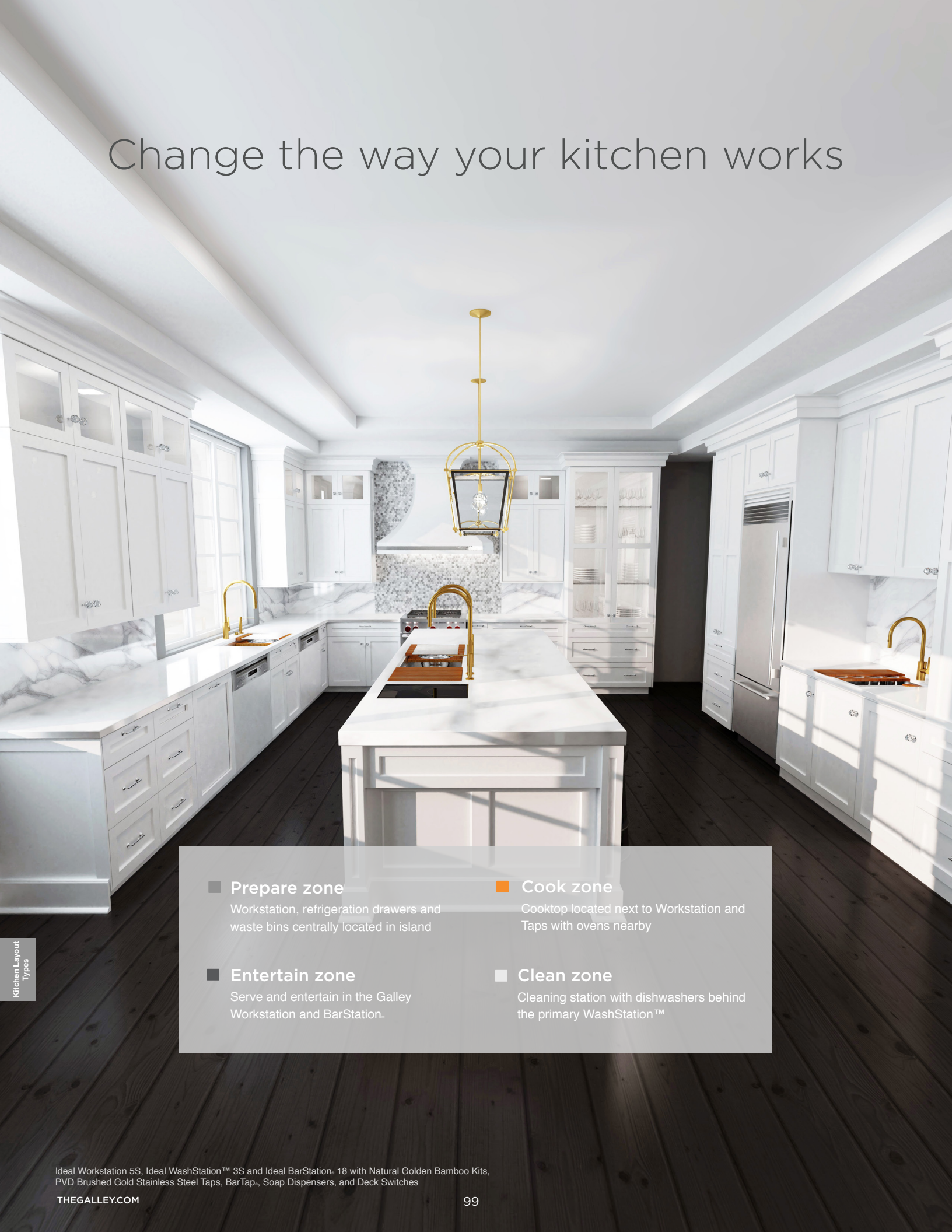
Ingredients

Mineral Oil, Vitamin E, Beeswax

Codes/Standards

NSF
Natural earth friendly

Change the way your kitchen works



■ Prepare zone

Workstation, refrigeration drawers and waste bins centrally located in island

■ Cook zone

Cooktop located next to Workstation and Taps with ovens nearby

■ Entertain zone

Serve and entertain in the Galley Workstation and BarStation.

■ Clean zone

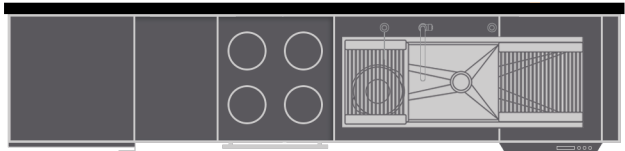
Cleaning station with dishwashers behind the primary WashStation™

Ideal Workstation 5S, Ideal WashStation™ 3S and Ideal BarStation. 18 with Natural Golden Bamboo Kits, PVD Brushed Gold Stainless Steel Taps, BarTap®, Soap Dispensers, and Deck Switches

THEGALLEY.COM

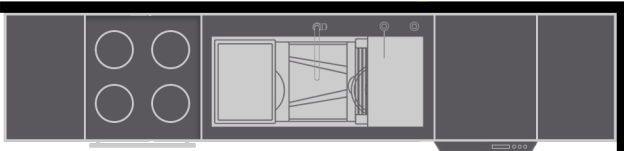
Kitchen layout types

One wall



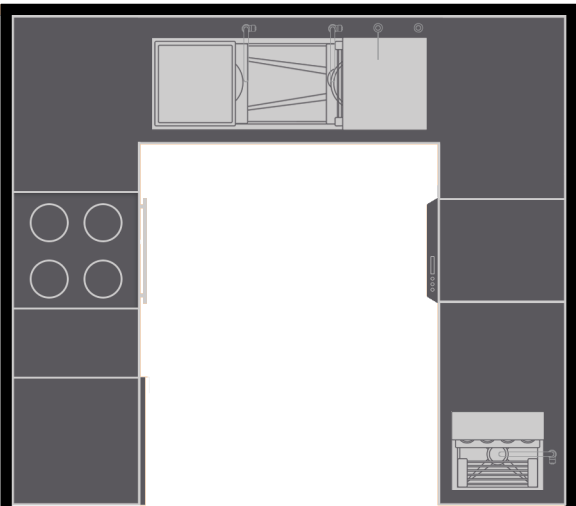
IWS-3-S-DD-18-S

Galley



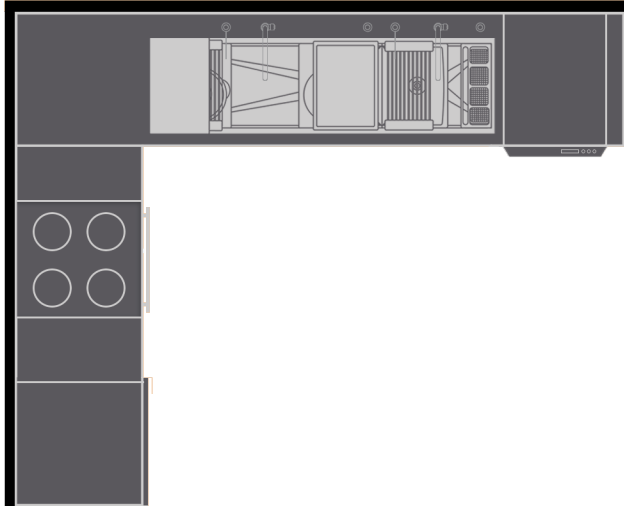
IWS-4-S

U-shape



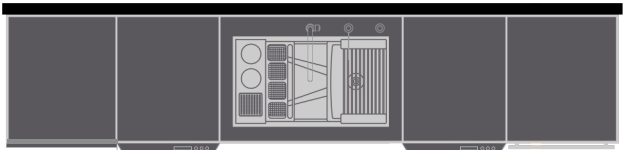
IWS-5-S, IBS-18-C

L-shape



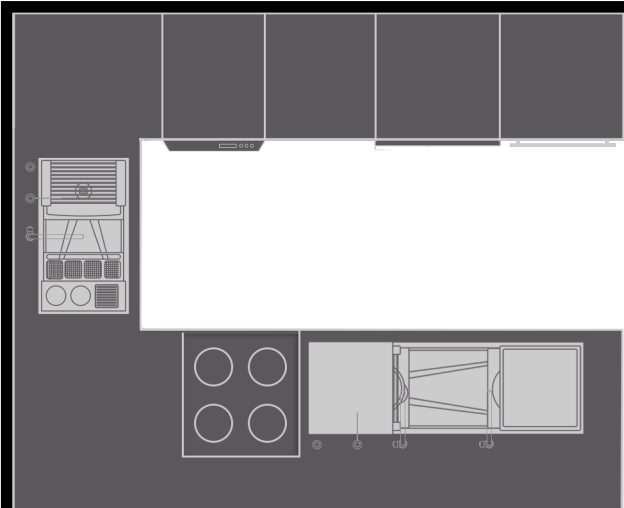
IWW-6-D

Island



IWS-7-S, IWA-3-S

Peninsula



IWS-5-S, IWA-3-S

The Galley Workstation Limited Lifetime Warranty

1. Galley Workstation Limited Lifetime Warranty – Seller provides a Limited Lifetime Warranty. Seller warrants its stainless steel sink, installed in a residential application, to be free from manufacturing defects in materials and workmanship under normal residential usage. This Limited Lifetime Warranty is subject to the warranty conditions and limitations as set forth below.

2. Warranty Conditions and Limitations – Seller’s warranty is non-transferable and is strictly limited to products correctly installed using our installation instructions and used in a residential environment. This warranty is limited to defects or damages resulting from normal residential use and does not cover surface corrosion, (chemical or natural, including exposure to salt air, sea spray, acid rain, or environmental chemicals), scuffs or scratches, misuse, abnormal or abusive use, dents, deformations caused by the impact of any object, improper installation, care and/or maintenance, commercial use, environmental factors causing damage, shipping or freight damage, or common signs of normal wear and tear, (scratching, staining and alkaline etching of the finish over time due to use, cleaning practices or water or atmospheric conditions, are not manufacturing defects but are indicative of normal wear and tear however, these symptoms are easy to remedy). This limited warranty is null and void if the Product has been repaired, altered, or modified other than by Seller or under Seller’s supervision. The Seller is not responsible for labor charges, installation or other incidental or consequential costs. In no event shall the liability of Seller exceed the purchase price of the product. If the product is installed outside of North America, Seller warrants product to be free from defects in material and workmanship for one (1) year from the date the product is installed, with all other terms of this warranty applying except duration. If the product has not been purchased from Seller or from an Authorized Dealer or Distributor of the Seller, this warranty is null and void.

3. Culinary Tools – The Culinary Tools are not covered under warranty. If a defect is found in normal residential use, Seller will, at its election, repair, replace or make appropriate adjustment. All items made of Natural Golden Bamboo or Walnut should not have prolonged exposure to direct sunlight or be stored outdoors.

4. Care and Maintenance – For care and maintenance instructions of all Galley products, please refer to the Use and Care section on thegalley.com.

5. Warranty Claims – These warranties are in effect for Seller’s Products purchased on January 1st, 2015 and thereafter. For warranty claims, please contact your Authorized Galley Dealer, or you may write to:

The Galley, LLC.
Attn: Warranty Claims
12626 South Memorial Drive
Bixby, OK 74008

Please include the original receipt with a description of the problem, model number, store, date of purchase, your name, address, and telephone number.

The Galley Tap Limited Lifetime Warranty

1. Galley Tap Limited Lifetime Mechanical Warranty – Seller provides a Limited Lifetime Mechanical Warranty. Seller warrants its products, installed in a residential application, to be free from manufacturing defects in materials and workmanship under normal usage for the useful life of the product. This Limited Lifetime Mechanical Warranty is subject to the warranty conditions and limitations as set forth below.

2. Galley Tap Limited Lifetime Finish Warranty – Seller provides a Limited Lifetime Finish Warranty. For the following Finishes: Polished Stainless Steel, Matte Stainless Steel, PVD Satin Black Stainless Steel, PVD Gun Metal Gray™ Stainless Steel, PVD Polished Rose Gold Stainless Steel and PVD Brushed Gold Stainless Steel, seller warrants its finishes, installed in a residential application, to be free from manufacturing defects in materials or workmanship for the useful life of the product. Please refer to the Seller’s Care Instructions for the proper maintenance of Seller’s finishes. This Limited Lifetime Finish Warranty is subject to the warranty conditions and limitations as set forth below.

3. Warranty Conditions and Limitations – Seller’s Mechanical and Finish warranties are non-transferable and are strictly limited to products correctly installed using our installation instructions and used in a residential environment. Mechanical or finish problems which result from abuse, misuse, improper installation, improper maintenance, (including not properly winterizing the Tap in outdoor installations), improper cleaning, proximity to bodies of saltwater, or accidental damage such as scuffs and scratches are not covered by this warranty. Seller does not assume liability for labor charges, removal and re-installation expenses, freight or postage charges, or injuries resulting from a defective product. This warranty does not allow recovery of incidental or consequential damages such as loss of use, property damage, or any other consequential damage and Seller accepts no liability for such damage. Seller does not assume any responsibility other than to repair or replace the defective part(s) after Seller, upon its examination, has determined the product to be defective and the defective part(s) are covered by the Limited Lifetime Warranty expressed in this warranty. Whether to repair or replace the product shall be at the sole election of the Seller. In no event shall the liability of The Galley exceed the purchase price of the Tap. The use of Plumber’s Putty will void this warranty. A non-corrosive epoxy silicone sealing compound may be used. Seller hereby disclaims all other warranties, expressed or implied, other than those set forth in this warranty. Some states do not allow the exclusion or limitation of incidental or consequential damages, so the above limitation or exclusion may not apply to you. This warranty gives you specific legal rights and you may also have other rights which vary from state to state.

4. Care and Maintenance – For care and maintenance instructions of all Galley products, please refer to the Use and Care section on thegalley.com.

5. Warranty Claims – These warranties are in effect for Seller’s Products purchased on January 1st, 2017 and thereafter. For warranty claims, please contact your Authorized Galley Dealer, or you may write to:

The Galley, LLC.
Attn: Warranty Claims
12626 South Memorial Drive
Bixby, OK 74008

Please include the original receipt with a description of the problem, model number, store, date of purchase, your name, address and telephone number.

The Galley Hot & Cold Tap Limited Lifetime Warranty

1. Galley Tap Limited Lifetime Mechanical Warranty – Seller provides a Limited Lifetime Mechanical Warranty. Seller warrants its products, installed in a residential application, to be free from manufacturing defects in materials and workmanship under normal usage for the useful life of the product. This Limited Lifetime Mechanical Warranty is subject to the warranty conditions and limitations as set forth below.

2. Galley Tap Limited Lifetime Finish Warranty – Seller provides a Limited Lifetime Finish Warranty. For the following Finishes: Polished Stainless Steel, Matte Stainless Steel, PVD Satin Black Stainless Steel, PVD Gun Metal Gray™ Stainless Steel, PVD Polished Rose Gold Stainless Steel and PVD Brushed Gold Stainless Steel, seller warrants its finishes, installed in a residential application, to be free from manufacturing defects in materials or workmanship for the useful life of the product. Please refer to the Seller’s Care Instructions for the proper maintenance of Seller’s finishes. This Limited Lifetime Finish Warranty is subject to the warranty conditions and limitations as set forth below.

3. Galley Ideal Hot Water Tank Five (5) Year Limited Mechanical Warranty – Seller provides a Limited Mechanical Warranty. Seller warrants its Ideal Hot Water Tank, installed in a residential application using our installation instructions to be free from manufacturing defects in materials and workmanship under normal usage for a period of five (5) years from the date of purchase. Seller strongly recommends that a certified high flow water filtration unit be installed with the Hot Water Tank as unfiltered water with impurities can clog the dispenser and void the warranty. This Limited Mechanical Warranty is subject to the warranty conditions and limitations as set forth below.

4. Warranty Conditions and Limitations – Seller’s Mechanical and Finish warranties are non-transferable and are strictly limited to products correctly installed using our installation instructions and used in a residential environment. Using a different Hot Tank with The Galley Hot and Cold Tap other than the Galley Ideal Hot Water Tank will void this warranty. Mechanical or finish problems which result from abuse, misuse, improper installation, improper maintenance, (including not properly winterizing the Tap in outdoor installations), improper cleaning, proximity to bodies of saltwater, or accidental damage such as scuffs and scratches are not covered by this warranty. Seller does not assume liability for labor charges, removal and reinstallation expenses, freight or postage charges, or injuries resulting from a defective product. This warranty does not allow recovery of incidental or consequential damages such as loss of use, property damage, or any other consequential damage and Seller accepts no liability for such damage. Seller does not assume any responsibility other than to repair or replace the defective part(s) after Seller, upon its examination, has determined the product to be defective and the defective part(s) are covered by the Limited Lifetime Warranty and Limited Warranty expressed in this warranty. Whether to repair or replace the product shall be at the sole election of the Seller. In no event shall the liability of The Galley exceed the purchase price of the Tap or Hot Water Tank. The use of Plumber’s Putty will void this warranty. A non-corrosive epoxy silicone sealing compound may be used. Seller hereby disclaims all other warranties, expressed or implied, other than those set forth in this warranty. Some states do not allow the exclusion or limitation of incidental or consequential damages, so the above limitation or exclusion may not apply to you. This warranty gives you specific legal rights and you may also have other rights which vary from state to state.

5. Warranty Claims – These warranties are in effect for Seller’s Products purchased on January 1st, 2019 and thereafter. For warranty claims, please contact your Authorized Galley Dealer, or you may write to:

The Galley, LLC.
Attn: Warranty Claims
12626 South Memorial Drive
Bixby, OK 74008

Please include the original receipt with a description of the problem, model number, store, date of purchase, your name, address and telephone number.

The Galley Water Filtration System Limited Lifetime Warranty

1. Galley Water Filtration One (1) Year Limited Mechanical Warranty – Seller provides a Limited Mechanical Warranty for the complete Filtration System (including the cartridge). Seller warrants its Filtration System, installed in a residential application using our installation instructions, to be free from manufacturing defects in materials and workmanship under normal usage for a period of one (1) year from the date of purchase. Defects must be reported to Seller within the warranty period. Seller strongly recommends that a new cartridge be installed every six (6) months for maximum results. Cartridge must be replaced every 12 months maximum. This Limited Mechanical Warranty is subject to the warranty conditions and limitations as set forth below.

2. Warranty Conditions and Limitations – Seller’s Mechanical warranties are non-transferable and are strictly limited to products correctly installed using our installation instructions and used in a residential environment. Mechanical problems which result from abuse, misuse, improper installation, improper maintenance, (including not properly winterizing the Tap and Filtration System in outdoor installations), improper cleaning, proximity to bodies of saltwater, accidental damage such as scuffs and scratches, or noncompliance with applicable codes and ordinances are not covered by this warranty. Seller does not assume liability for labor charges, removal and reinstallation expenses, freight or postage charges, or injuries resulting from a defective product. This warranty does not allow recovery of incidental or consequential damages caused by accident, fire, flood, excessive head or cold, Acts of God, misuse, or misapplication that result in loss of use, property damage, or any other consequential damage and Seller accepts no liability for such damage. Seller does not assume any responsibility other than to repair or replace the defective part(s) after Seller, upon its examination, has determined the product to be defective and the defective part(s) are covered by the Limited Lifetime Warranty and Limited Warranty expressed in this warranty. The cost of installation and labor to install warranted parts, including trip charges, are not covered by this warranty unless Seller has approved in writing. Whether to repair or replace the product shall be at the sole election of the Seller. In no event shall the liability of The Galley exceed the purchase price of the Tap or Filtration System. Seller hereby disclaims all other warranties, expressed or implied, other than those set forth in this warranty. Some states do not allow the exclusion or limitation of incidental or consequential damages, so the above limitation or exclusion may not apply to you. This warranty gives you specific legal rights and you may also have other rights which vary from state to state.

3. Warranty Claims – For claims covered by the Limited Warranty of The Water Filtration System, the defective part or the product must be returned to us immediately after discovery of the material defect and not to exceed the warranty period set forth above. The part or product must be returned to the original point of shipment, freight prepaid, along with the Returns Good Authorization form. Seller is not responsible for any cost of shipping or transportation incurred in connection with the return of the part or product. Returning the part or product in a way that does not ensure integrity of the part or product during shipment may result in a voided warranty.

These warranties are in effect for Seller’s Products purchased on January 1st, 2019 and thereafter. For warranty claims, please contact your Authorized Galley Dealer, or you may write to:

The Galley, LLC.
Attn: Warranty Claims
12626 South Memorial Drive
Bixby, OK 74008

Please include the original receipt with a description of the problem, model number, store, date of purchase, your name, address and telephone number.

Product Index

Sorted by product category

Upper Deck™

Product code

UD-3-2P-BA
UD-4-12-3P-BA
UD-4-18-3P-BA
UD-4-2P-BA
UD-4X3-3P-BA
UD-4X4-3P-BA
UD-5-3P-BA
UD-6-3P-BA
UD-7-4P-BA
UD-06-I-GR
UD-09-I-GR
UD-12-I-GR
UD-18-2P-GR
UD-18-I-GR
UD-2-2P-GR
UD-20-C-I-GR
UD-24-I-GR
UD-30-12-3P-GR
UD-30-18-3P-GR
UD-30-2P-GR
UD-3-12-3P-GR
UD-3-18-3P-GR
UD-3-2P-GR
UD-4-12-3P-GR
UD-4-18-3P-GR
UD-4-2P-GR
UD-4X3-3P-GR
UD-4X4-3P-GR
UD-5-3P-GR
UD-6-3P-GR
UD-7-4P-GR
UD-06-I-GT
UD-09-I-GT
UD-12-I-GT
UD-18-2P-GT
UD-18-I-GT
UD-2-2P-GT
UD-20-C-I-GT
UD-24-I-GT
UD-30-12-3P-GT
UD-30-18-3P-GT
UD-30-2P-GT
UD-3-12-3P-GT
UD-3-18-3P-GT
UD-3-2P-GT
UD-4-12-3P-GT
UD-4-18-3P-GT
UD-4-2P-GT
UD-4X3-3P-GT
UD-4X4-3P-GT
UD-5-3P-GT
UD-6-3P-GT
UD-7-4P-GT
UD-06-I-WH
UD-09-I-WH
UD-12-I-WH
UD-18-2P-WH
UD-18-I-WH
UD-2-2P-WH
UD-20-C-I-WH
UD-24-I-WH
UD-30-12-3P-WH
UD-30-18-3P-WH
UD-30-2P-WH
UD-3-12-3P-WH
UD-3-18-3P-WH
UD-3-2P-WH
UD-4-12-3P-WH
UD-4-18-3P-WH
UD-4-2P-WH
UD-4X3-3P-WH
UD-4X4-3P-WH
UD-5-3P-WH
UD-6-3P-WH
UD-7-4P-WH

Description

Upper Deck™ Two Piece Set for IWS 3S, IWA 3S in Natural Golden Bamboo
Upper Deck™ Three Piece Set for IWS 4S + DD12, IWA 4S + DD12 in Natural Golden Bamboo
Upper Deck™ Three Piece Set for IWS 4S + DD18, IWA 4S + DD18 in Natural Golden Bamboo
Upper Deck™ Two Piece Set for IWS 4S, IWA 4S, 4D, IWW 4D in Natural Golden Bamboo
Upper Deck™ Three Piece Set for IWS 3X4C, 4X3C, IWA 3X4C, 4X3C in Natural Golden Bamboo
Upper Deck™ Three Piece Set for IWS 4X4C, IWA 4X4C in Natural Golden Bamboo
Upper Deck™ Three Piece Set for IWS 5S, IWW 5D in Natural Golden Bamboo
Upper Deck™ Three Piece Set for IWS 6S, IWW 6D in Natural Golden Bamboo
Upper Deck™ Four Piece Set for IWS 7S, IWW 7D in Natural Golden Bamboo
Upper Deck™ 6" x 19" Section in Exclusive Gray Resin
Upper Deck™ 9" x 19" Section in Exclusive Gray Resin
Upper Deck™ 12" x 19" Section in Exclusive Gray Resin
Upper Deck™ Two Piece Set for IBS 18C in Exclusive Gray Resin
Upper Deck™ 18" x 19" Section in Exclusive Gray Resin
Upper Deck™ Two Piece Set for IWS 2C, IWA 2C, IBS 2C in Exclusive Gray Resin
Upper Deck™ 20" x 19" Section for Corner in Exclusive Gray Resin
Upper Deck™ 24" x 19" Section in Exclusive Gray Resin
Upper Deck™ Three Piece Set for IWS 30S + DD12, IWA 30S + DD12 in Exclusive Gray Resin
Upper Deck™ Three Piece Set for IWS 30S + DD18, IWA 30S + DD18 in Exclusive Gray Resin
Upper Deck™ Two Piece Set for IWS 30S, IWA 30S in Exclusive Gray Resin
Upper Deck™ Three Piece Set for IWS 3S + DD12, IWA 3S + DD12 in Exclusive Gray Resin
Upper Deck™ Three Piece Set for IWS 3S + DD18, IWA 3S + DD18 in Exclusive Gray Resin
Upper Deck™ Two Piece Set for IWS 3S, IWA 3S in Exclusive Gray Resin
Upper Deck™ Three Piece Set for IWS 4S + DD12, IWA 4S + DD12 in Exclusive Gray Resin
Upper Deck™ Three Piece Set for IWS 4S + DD18, IWA 4S + DD18 in Exclusive Gray Resin
Upper Deck™ Two Piece Set for IWS 4S, IWA 4S, 4D, IWW 4D in Exclusive Gray Resin
Upper Deck™ Three Piece Set for IWS 3X4C, 4X3C, IWA 3X4C, 4X3C in Exclusive Gray Resin
Upper Deck™ Three Piece Set for IWS 4X4C, IWA 4X4C in Exclusive Gray Resin
Upper Deck™ Three Piece Set for IWS 5S, IWW 5D in Exclusive Gray Resin
Upper Deck™ Three Piece Set for IWS 6S, IWW 6D in Exclusive Gray Resin
Upper Deck™ Four Piece Set for IWS 7S, IWW 7D in Exclusive Gray Resin
Upper Deck™ 6" x 19" Section in Graphite Wood Composite
Upper Deck™ 9" x 19" Section in Graphite Wood Composite
Upper Deck™ 12" x 19" Section in Graphite Wood Composite
Upper Deck™ Two Piece Set for IBS 18C in Graphite Wood Composite
Upper Deck™ 18" x 19" Section in Graphite Wood Composite
Upper Deck™ Two Piece Set for IWS 2C, IWA 2C, IBS 2C in Graphite Wood Composite
Upper Deck™ 20" x 19" Section for Corner in Graphite Wood Composite
Upper Deck™ 24" x 19" Section in Graphite Wood Composite
Upper Deck™ Three Piece Set for IWS 30S + DD12, IWA 30S + DD12 in Graphite Wood Composite
Upper Deck™ Three Piece Set for IWS 30S + DD18, IWA 30S + DD18 in Graphite Wood Composite
Upper Deck™ Two Piece Set for IWS 30S, IWA 30S in Graphite Wood Composite
Upper Deck™ Three Piece Set for IWS 3S + DD12, IWA 3S + DD12 in Graphite Wood Composite
Upper Deck™ Three Piece Set for IWS 3S + DD18, IWA 3S + DD18 in Graphite Wood Composite
Upper Deck™ Two Piece Set for IWS 3S, IWA 3S in Graphite Wood Composite
Upper Deck™ Three Piece Set for IWS 4S + DD12, IWA 4S + DD12 in Graphite Wood Composite
Upper Deck™ Three Piece Set for IWS 4S + DD18, IWA 4S + DD18 in Graphite Wood Composite
Upper Deck™ Two Piece Set for IWS 4S, IWA 4S, 4D, IWW 4D in Graphite Wood Composite
Upper Deck™ Three Piece Set for IWS 3X4C, 4X3C, IWA 3X4C, 4X3C in Graphite Wood Composite
Upper Deck™ Three Piece Set for IWS 4X4C, IWA 4X4C in Graphite Wood Composite
Upper Deck™ Three Piece Set for IWS 5S, IWW 5D in Graphite Wood Composite
Upper Deck™ Three Piece Set for IWS 6S, IWW 6D in Graphite Wood Composite
Upper Deck™ Four Piece Set for IWS 7S, IWW 7D in Graphite Wood Composite
Upper Deck™ 6" x 19" Section in Designer White Resin
Upper Deck™ 9" x 19" Section in Designer White Resin
Upper Deck™ 12" x 19" Section in Designer White Resin
Upper Deck™ Two Piece Set for IBS 18C in Designer White Resin
Upper Deck™ 18" x 19" Section in Designer White Resin
Upper Deck™ Two Piece Set for IWS 2C, IWA 2C, IBS 2C in Designer White Resin
Upper Deck™ 20" x 19" Section for Corner in Designer White Resin
Upper Deck™ 24" x 19" Section in Designer White Resin
Upper Deck™ Three Piece Set for IWS 30S + DD12, IWA 30S + DD12 in Designer White Resin
Upper Deck™ Three Piece Set for IWS 30S + DD18, IWA 30S + DD18 in Designer White Resin
Upper Deck™ Two Piece Set for IWS 30S, IWA 30S in Designer White Resin
Upper Deck™ Three Piece Set for IWS 3S + DD12, IWA 3S + DD12 in Designer White Resin
Upper Deck™ Three Piece Set for IWS 3S + DD18, IWA 3S + DD18 in Designer White Resin
Upper Deck™ Two Piece Set for IWS 3S, IWA 3S in Designer White Resin
Upper Deck™ Three Piece Set for IWS 4S + DD12, IWA 4S + DD12 in Designer White Resin
Upper Deck™ Three Piece Set for IWS 4S + DD18, IWA 4S + DD18 in Designer White Resin
Upper Deck™ Two Piece Set for IWS 4S, IWA 4S, 4D, IWW 4D in Designer White Resin
Upper Deck™ Three Piece Set for IWS 3X4C, 4X3C, IWA 3X4C, 4X3C in Designer White Resin
Upper Deck™ Three Piece Set for IWS 4X4C, IWA 4X4C in Designer White Resin
Upper Deck™ Three Piece Set for IWS 5S, IWW 5D in Designer White Resin
Upper Deck™ Three Piece Set for IWS 6S, IWW 6D in Designer White Resin
Upper Deck™ Four Piece Set for IWS 7S, IWW 7D in Designer White Resin

Product Index

Sorted by product category

Workstation Accessories

Product code

A-DRN-MSS
A-DRN-PSS
BG-05-N-SS
BG-11-N-SS
BG-13-C-SS
BG-18-C-1-SS
BG-2-C-1-SS
BG-20-C-SS
BG-23-N-SS
BG-25-N-SS
BG-25-S-SS
BG-29-S-SS
BG-30-S-1-SS
BG-3-S-1-SS
BG-31-S-SS
BG-4-D-2-SS
BG-4-S-2-SS
BG-4X3-C-2-SS
BG-4X4-C-3-SS
BG-5-D-2-SS
BG-5-S-2-SS
BG-6-D-3-SS
BG-6-S-3-SS
BG-7-D-3-SS
BG-7-S-3-SS
G-DRN-MSS
H-DRN-MSS
M-DRN-MSS
SD-00-B-GR
SD-00-B-WH

Description

Automatic Strainer Basket 3-1/2" with Remote Pop-up and 27-1/2" Cable in Matte Stainless Steel
Automatic Strainer Basket 3-1/2" with Remote Pop-up and 27-1/2" Cable in Polished Stainless Steel
Bottom Grate Section 5-1/2" x 15-1/2" in Stainless Steel
Bottom Grate Section 11-1/2" x 15-1/2" for IWS 4S, 4X4C, 6S, IWA 4S, 4X4C, IWW 6D in Stainless Steel
Bottom Grate Section 13-1/2" x 15-1/2" for IBS 18C in Stainless Steel
Bottom Grate Single Section Set for IBS 18C in Stainless Steel
Bottom Grate Single Section Set for IWS 2C, IWA 2C, IBS 2C in Stainless Steel
Bottom Grate Section 20" x 15-1/2" for IWS 2C, IWA 2C, 4D, IWW 4D, 5D, 6D, 7D, IBS 2C in Stainless Steel
Bottom Grate Section 23-1/2" x 15-1/2" for IWS 5S, 6S, 7S, IWW 7D in Stainless Steel
Bottom Grate Section 25-1/2" x 15-1/2" for IWS 3X4C, 4X3C, 4X4C, IWA 3X4C, 4X3C, 4X4C in Stainless Steel
Bottom Grate Section 25-1/2" x 15-1/2" for IWS 30S, IWA 30S in Stainless Steel
Bottom Grate Section 29" x 15-1/2" for IWS 3X4C, 4X3C, 4X4C, IWA 3X4C, 4X3C, 4X4C in Stainless Steel
Bottom Grate Single Section Set for IWS 30S, IWA 30S in Stainless Steel
Bottom Grate Single Section Set for IWS 3S, IWA 3S in Stainless Steel
Bottom Grate Section 31-1/2" x 15-1/2" for IWS 3S, 4S, 5S, 6S, 7S, IWA 3S, 4S, IWW 5D, 6D, 7D in Stainless Steel
Bottom Grate Two Section Set for IWA 4D, IWW 4D in Stainless Steel
Bottom Grate Two Section Set for IWS 4S, IWA 4S in Stainless Steel
Bottom Grate Two Section Set for IWS 3X4C, 4X3C, IWA 3X4C, 4X3C in Stainless Steel
Bottom Grate Three Section Set for IWS 4X4C, IWA 4X4C in Stainless Steel
Bottom Grate Two Section Set for IWW 5D in Stainless Steel
Bottom Grate Two Section Set for IWS 5S in Stainless Steel
Bottom Grate Three Section Set for IWW 6D in Stainless Steel
Bottom Grate Three Section Set for IWS 6S in Stainless Steel
Bottom Grate Three Section Set for IWW 7D in Stainless Steel
Bottom Grate Three Section Set for IWS 7S in Stainless Steel
3-in-1 Garbage Disposal Flange with Strainer Basket 3-1/2" in Angel Finish Stainless Steel
HydroStation™ 2" Drain & Plate in Angel Finish Stainless Steel
Manual Strainer Basket 3-1/2" in Angel Finish Stainless Steel
Bottom Basin Divider 7-1/2" x 15-3/4" with Two Suction Cups in Exclusive Gray Resin
Bottom Basin Divider 7-1/2" x 15-3/4" with Two Suction Cups in Designer White Resin

Optional Culinary Tools

Product code

BC-12-L-BA
BC-12-L-GR
BC-12-L-GT
BC-12-L-WH
BC-17-D-BA
BC-17-D-GR
BC-17-D-GT
BC-17-D-WH
CB-12-U-BA
CB-12-U-GR
CB-12-U-GT
CB-12-U-WH
CB-17-D-BA
CB-17-D-GR
CB-17-D-GT
CB-17-D-WH
CB-18-C-BA
CB-18-C-GR
CB-18-C-GT
CB-18-C-WH
CH-12-U-BA
CH-12-U-WA
CH-17-D-BA
CH-17-D-WA
CH-18-C-BA
CH-18-C-WA
CKT-12-ADA-BA
CKT-12-ADA-GR
CKT-12-ADA-GT
CKT-12-ADA-WH
CKT-17-ADA-BA
CKT-17-ADA-GR
CKT-17-ADA-GT
CKT-17-ADA-WH
DR-06-L-BA
DR-06-L-GR
DR-06-L-GT
DR-06-L-WH
DR-09-U-BA
DR-09-U-GR
DR-09-U-GT
DR-09-U-WH

Description

Mixing Bowl 11" and Colander 11" in Stainless Steel, Lower Tier Platform 12-1/4" x 17" Set in Natural Golden Bamboo
Mixing Bowl 11" and Colander 11" in Stainless Steel, Lower Tier Platform 12-1/4" x 17" Set in Exclusive Gray Resin
Mixing Bowl 11" and Colander 11" in Stainless Steel, Lower Tier Platform 12-1/4" x 17" Set in Graphite Wood Composite
Mixing Bowl 11" and Colander 11" in Stainless Steel, Lower Tier Platform 12-1/4" x 17" Set in Designer White Resin
Mixing Bowl 11" and Colander 11" in Stainless Steel, Dual Tier Platform 17" x 18" Set in Natural Golden Bamboo
Mixing Bowl 11" and Colander 11" in Stainless Steel, Dual Tier Platform 17" x 18" Set in Exclusive Gray Resin
Mixing Bowl 11" and Colander 11" in Stainless Steel, Dual Tier Platform 17" x 18" Set in Graphite Wood Composite
Mixing Bowl 11" and Colander 11" in Stainless Steel, Dual Tier Platform 17" x 18" Set in Designer White Resin
Upper Tier Cutting Board 12-1/4" x 18" with Juice Groove on one side in Natural Golden Bamboo
Upper Tier Cutting Board 12-1/4" x 18" with Juice Groove on one side in Exclusive Gray Resin
Upper Tier Cutting Board 12-1/4" x 18" with Juice Groove on one side in Graphite Wood Composite
Upper Tier Cutting Board 12-1/4" x 18" with Juice Groove on one side in Designer White Resin
Dual Tier Cutting Board 17" x 18" with Juice Groove on one side in Natural Golden Bamboo
Dual Tier Cutting Board 17" x 18" with Juice Groove on one side in Exclusive Gray Resin
Dual Tier Cutting Board 17" x 18" with Juice Groove on one side in Graphite Wood Composite
Dual Tier Cutting Board 17" x 18" with Juice Groove on one side in Designer White Resin
Upper Tier Corner Cutting Board 18-1/4" x 18-1/4" with Juice Groove on one side in Natural Golden Bamboo
Upper Tier Corner Cutting Board 18-1/4" x 18-1/4" with Juice Groove on one side in Exclusive Gray Resin
Upper Tier Corner Cutting Board 18-1/4" x 18-1/4" with Juice Groove on one side in Graphite Wood Composite
Upper Tier Corner Cutting Board 18-1/4" x 18-1/4" with Juice Groove on one side in Designer White Resin
Upper Tier 2" thick Chef's Block 12-1/4" x 18" x 2" with Juice Groove on one side in Natural Golden Bamboo
Upper Tier 2" thick Chef's Block 12-1/4" x 18" x 2" with Juice Groove on one side in American Black Walnut
Dual Tier 2" thick Chef's Block 17" x 18" x 2" with Juice Groove in Natural Golden Bamboo
Dual Tier 2" thick Chef's Block 17" x 18" x 2" with Juice Groove in American Black Walnut
Upper Tier 2" thick Corner Chef's Block 18-1/4" x 18-1/4" x 2" with Juice Groove in Natural Golden Bamboo
Upper Tier 2" thick Corner Chef's Block 18-1/4" x 18-1/4" x 2" with Juice Groove in American Black Walnut
Small ADA Culinary Kit including Five Tools in Natural Golden Bamboo
Small ADA Culinary Kit including Five Tools in Exclusive Gray Resin
Small ADA Culinary Kit including Five Tools in Graphite Wood Composite
Small ADA Culinary Kit including Five Tools in Designer White Resin
Large ADA Culinary Kit including Eight Tools in Natural Golden Bamboo
Large ADA Culinary Kit including Eight Tools in Exclusive Gray Resin
Large ADA Culinary Kit including Eight Tools in Graphite Wood Composite
Large ADA Culinary Kit including Eight Tools in Designer White Resin
Lower Tier Mini Drying Rack 6" x 17" in Natural Golden Bamboo
Lower Tier Mini Drying Rack 6" x 17" in Exclusive Gray Resin
Lower Tier Mini Drying Rack 6" x 17" in Graphite Wood Composite
Lower Tier Mini Drying Rack 6" x 17" in Designer White Resin
Upper Tier Drying Rack 9-1/4" x 18" in Natural Golden Bamboo
Upper Tier Drying Rack 9-1/4" x 18" in Exclusive Gray Resin
Upper Tier Drying Rack 9-1/4" x 18" in Graphite Wood Composite
Upper Tier Drying Rack 9-1/4" x 18" in Designer White Resin

Product Index

Sorted by product category

Optional Culinary Tools

Product code	Description
DR-12-L-BA	Lower Tier Drying Rack 12-1/4" x 17" in Natural Golden Bamboo
DR-12-L-GR	Lower Tier Drying Rack 12-1/4" x 17" in Exclusive Gray Resin
DR-12-L-GT	Lower Tier Drying Rack 12-1/4" x 17" in Graphite Wood Composite
DR-12-L-WH	Lower Tier Drying Rack 12-1/4" x 17" in Designer White Resin
DR-12-U-BA	Upper Tier Drying Rack 12-1/4" x 18" in Natural Golden Bamboo
DR-12-U-GR	Upper Tier Drying Rack 12-1/4" x 18" in Exclusive Gray Resin
DR-12-U-GT	Upper Tier Drying Rack 12-1/4" x 18" in Graphite Wood Composite
DR-12-U-WH	Upper Tier Drying Rack 12-1/4" x 18" in Designer White Resin
DR-17-D-BA	Dual Tier Drying Rack 17" x 18" in Natural Golden Bamboo
DR-17-D-GR	Dual Tier Drying Rack 17" x 18" in Exclusive Gray Resin
DR-17-D-GT	Dual Tier Drying Rack 17" x 18" in Graphite Wood Composite
DR-17-D-WH	Dual Tier Drying Rack 17" x 18" in Designer White Resin
DR-18-D-BA	Dual Tier Drying Rack 18" x 17" in Natural Golden Bamboo
DR-18-D-GR	Dual Tier Drying Rack 18" x 17" in Exclusive Gray Resin
DR-18-D-GT	Dual Tier Drying Rack 18" x 17" in Graphite Wood Composite
DR-18-D-WH	Dual Tier Drying Rack 18" x 17" in Designer White Resin
EKT-4T-BA	Entertainment Kit including Four Tools in Natural Golden Bamboo
EKT-4T-GR	Entertainment Kit including Four Tools in Exclusive Gray Resin
EKT-4T-GT	Entertainment Kit including Four Tools in Graphite Wood Composite
EKT-4T-WH	Entertainment Kit including Four Tools in Designer White Resin
HS-13-U-AL	Upper Tier Half Sheet Pan 13" x 18" in Corrugated Aluminum
KB-04-C-BA	Countertop Recessed Magnetic Knife Block in Natural Golden Bamboo
KB-04-C-GT	Countertop Recessed Magnetic Knife Block in Graphite Wood Composite
KB-04-C-WA	Countertop Recessed Magnetic Knife Block in American Black Walnut
LKT-3T-BA	Corner Kit including Three Tools in Natural Golden Bamboo
LKT-3T-GR	Corner Kit including Three Tools in Exclusive Gray Resin
LKT-3T-GT	Corner Kit including Three Tools in Graphite Wood Composite
LKT-3T-WH	Corner Kit including Three Tools in Designer White Resin
OKT-5T-GR	Outdoor Kit including Five Tools in Exclusive Gray Resin
OKT-5T-GT	Outdoor Kit including Five Tools in Graphite Wood Composite
OKT-5T-WH	Outdoor Kit including Five Tools in Designer White Resin
SB-06-U-BA	Upper Tier Garnish Board 6" x 18" with Four Stainless Steel Bowls 4" in Natural Golden Bamboo
SB-06-U-GR	Upper Tier Garnish Board 6" x 18" with Four Stainless Steel Bowls 4" in Exclusive Gray Resin
SB-06-U-GT	Upper Tier Garnish Board 6" x 18" with Four Stainless Steel Bowls 4" in Graphite Wood Composite
SB-06-U-WH	Upper Tier Garnish Board 6" x 18" with Four Stainless Steel Bowls 4" in Designer White Resin
SB-09-U-BA	Upper Tier Condiment Serving Board 9" x 18" with Three Stainless Steel Containers and Lids in Natural Golden Bamboo
SB-09-U-GR	Upper Tier Condiment Serving Board 9" x 18" with Three Stainless Steel Containers and Lids in Exclusive Gray Resin
SB-09-U-GT	Upper Tier Condiment Serving Board 9" x 18" with Three Stainless Steel Containers and Lids in Graphite Wood Composite
SB-09-U-WH	Upper Tier Condiment Serving Board 9" x 18" with Three Stainless Steel Containers and Lids in Designer White Resin
SB-17-D-BA	Dual Tier Condiment Serving Board 17" x 18" with Six Stainless Steel Containers and Lids in Natural Golden Bamboo
SB-17-D-GR	Dual Tier Condiment Serving Board 17" x 18" with Six Stainless Steel Containers and Lids in Exclusive Gray Resin
SB-17-D-GT	Dual Tier Condiment Serving Board 17" x 18" with Six Stainless Steel Containers and Lids in Graphite Wood Composite
SB-17-D-WH	Dual Tier Condiment Serving Board 17" x 18" with Six Stainless Steel Containers and Lids in Designer White Resin
UC-06-U-BA	Upper Tier Utensil Caddy 6" x 18" with Mini Grate and Two Cylinders in Natural Golden Bamboo
UC-06-U-GR	Upper Tier Utensil Caddy 6" x 18" with Mini Grate and Two Cylinders in Exclusive Gray Resin
UC-06-U-GT	Upper Tier Utensil Caddy 6" x 18" with Mini Grate and Two Cylinders in Graphite Wood Composite
UC-06-U-WH	Upper Tier Utensil Caddy 6" x 18" with Mini Grate and Two Cylinders in Designer White Resin
WB-12-L-GR	Lower Tier Wash Bowl 12" x 17" in Exclusive Gray Resin
WB-12-L-GT	Lower Tier Wash Bowl 12" x 17" in Graphite Resin
WB-12-L-WH	Lower Tier Wash Bowl 12" x 17" in Designer White Resin
WC-06-L-GR	Lower Tier Wash Caddy 6" x 17" in Exclusive Gray Resin
WC-06-L-GT	Lower Tier Wash Caddy 6" x 17" in Graphite Resin
WC-06-L-WH	Lower Tier Wash Caddy 6" x 17" in Designer White Resin
WM-17-C-BA	Lower Tier Corner Wash & Serve Set with Wash Basin & Large Serving Bowl in Stainless Steel, Platform in Natural Golden Bamboo
WM-17-C-GR	Lower Tier Corner Wash & Serve Set with Wash Basin & Large Serving Bowl in Stainless Steel, Platform in Exclusive Gray Resin
WM-17-C-GT	Lower Tier Corner Wash & Serve Set with Wash Basin & Large Serving Bowl in Stainless Steel, Platform in Graphite Wood Composite
WM-17-C-WH	Lower Tier Corner Wash & Serve Set with Wash Basin & Large Serving Bowl in Stainless Steel, Platform in Designer White Resin
WM-17-D-BA	Dual Tier Wash & Serve Set with Wash Basin & Large Serving Bowl in Stainless Steel, Platform in Natural Golden Bamboo
WM-17-D-GR	Dual Tier Wash & Serve Set with Wash Basin & Large Serving Bowl in Stainless Steel, Platform in Exclusive Gray Resin
WM-17-D-GT	Dual Tier Wash & Serve Set with Wash Basin & Large Serving Bowl in Stainless Steel, Platform in Graphite Wood Composite
WM-17-D-WH	Dual Tier Wash & Serve Set with Wash Basin & Large Serving Bowl in Stainless Steel, Platform in Designer White Resin

Taps

Product code	Description
IBT-D-BSS-EF	Ideal BarTap. Eco-Flow in PVD Satin Black Stainless Steel
IBT-D-BSS-HF	Ideal BarTap. High-Flow in PVD Satin Black Stainless Steel
IBT-D-GSS-EF	Ideal BarTap. Eco-Flow in PVD Gun Metal Gray™ Stainless Steel
IBT-D-GSS-HF	Ideal BarTap. High-Flow in PVD Gun Metal Gray™ Stainless Steel
IBT-D-MSS-EF	Ideal BarTap. Eco-Flow in Matte Stainless Steel
IBT-D-MSS-HF	Ideal BarTap. High-Flow in Matte Stainless Steel
IBT-D-PSS-EF	Ideal BarTap. Eco-Flow in Polished Stainless Steel
IBT-D-PSS-HF	Ideal BarTap. High-Flow in Polished Stainless Steel
IBT-D-RSS-EF	Ideal BarTap. Eco-Flow in PVD Polished Rose Gold Stainless Steel
IBT-D-RSS-HF	Ideal BarTap. High-Flow in PVD Polished Rose Gold Stainless Steel
IBT-D-YSS-EF	Ideal BarTap. Eco-Flow in PVD Brushed Gold Stainless Steel

Product Index

Sorted by product category

Taps

Product code	Description
IBT-D-YSS-HF	Ideal BarTap. High-Flow in PVD Brushed Gold Stainless Steel
IBTF-D-BSS-EF	Ideal BarTap. Eco-Flow in PVD Satin Black Stainless Steel and Water Filtration System
IBTF-D-BSS-HF	Ideal BarTap. High-Flow in PVD Satin Black Stainless Steel and Water Filtration System
IBTF-D-GSS-EF	Ideal BarTap. Eco-Flow in PVD Gun Metal Gray™ Stainless Steel and Water Filtration System
IBTF-D-GSS-HF	Ideal BarTap. High-Flow in PVD Gun Metal Gray™ Stainless Steel and Water Filtration System
IBTF-D-MSS-EF	Ideal BarTap. Eco-Flow in Matte Stainless Steel and Water Filtration System
IBTF-D-MSS-HF	Ideal BarTap. High-Flow in Matte Stainless Steel and Water Filtration System
IBTF-D-PSS-EF	Ideal BarTap. Eco-Flow in Polished Stainless Steel and Water Filtration System
IBTF-D-PSS-HF	Ideal BarTap. High-Flow in Polished Stainless Steel and Water Filtration System
IBTF-D-RSS-EF	Ideal BarTap. Eco-Flow in PVD Polished Rose Gold Stainless Steel and Water Filtration System
IBTF-D-RSS-HF	Ideal BarTap. High-Flow in PVD Polished Rose Gold Stainless Steel and Water Filtration System
IBTF-D-YSS-EF	Ideal BarTap. Eco-Flow in PVD Brushed Gold Stainless Steel and Water Filtration System
IBTF-D-YSS-HF	Ideal BarTap. High-Flow in PVD Brushed Gold Stainless Steel and Water Filtration System
IHT-D-BSS	Ideal Hot & Cold Tap in PVD Satin Black Stainless Steel and Ideal Digital Hot Water Tank™
IHT-D-GSS	Ideal Hot & Cold Tap in PVD Gun Metal Gray™ Stainless Steel and Ideal Digital Hot Water Tank™
IHT-D-MSS	Ideal Hot & Cold Tap in Matte Stainless Steel and Ideal Digital Hot Water Tank™
IHT-D-PSS	Ideal Hot & Cold Tap in Polished Stainless Steel and Ideal Digital Hot Water Tank™
IHT-D-RSS	Ideal Hot & Cold Tap in PVD Polished Rose Gold Stainless Steel and Ideal Digital Hot Water Tank™
IHT-D-YSS	Ideal Hot & Cold Tap in PVD Brushed Gold Stainless Steel and Ideal Digital Hot Water Tank™
IHTF-D-BSS	Ideal Hot & Cold Tap in PVD Satin Black Stainless Steel, Ideal Digital Hot Water Tank™ and Water Filtration System
IHTF-D-GSS	Ideal Hot & Cold Tap in PVD Gun Metal Gray™ Stainless Steel, Ideal Digital Hot Water Tank™ and Water Filtration System
IHTF-D-MSS	Ideal Hot & Cold Tap in Matte Stainless Steel, Ideal Digital Hot Water Tank™ and Water Filtration System
IHTF-D-PSS	Ideal Hot & Cold Tap in Polished Stainless Steel, Ideal Digital Hot Water Tank™ and Water Filtration System
IHTF-D-RSS	Ideal Hot & Cold Tap in PVD Polished Rose Gold Stainless Steel, Ideal Digital Hot Water Tank™ and Water Filtration System
IHTF-D-YSS	Ideal Hot & Cold Tap in PVD Brushed Gold Stainless Steel, Ideal Digital Hot Water Tank™ and Water Filtration System
IPT-D-BSS	Ideal Pot Filler Tap in PVD Satin Black Stainless Steel
IPT-D-GSS	Ideal Pot Filler Tap in PVD Gun Metal Gray™ Stainless Steel
IPT-D-MSS	Ideal Pot Filler Tap in Matte Stainless Steel
IPT-D-PSS	Ideal Pot Filler Tap in Polished Stainless Steel
IPT-D-RSS	Ideal Pot Filler Tap in PVD Polished Rose Gold Stainless Steel
IPT-D-YSS	Ideal Pot Filler Tap in PVD Brushed Gold Stainless Steel
IPTF-D-BSS	Ideal Pot Filler Tap in PVD Satin Black Stainless Steel and Water Filtration System
IPTF-D-GSS	Ideal Pot Filler Tap in PVD Gun Metal Gray™ Stainless Steel and Water Filtration System
IPTF-D-MSS	Ideal Pot Filler Tap in Matte Stainless Steel and Water Filtration System
IPTF-D-PSS	Ideal Pot Filler Tap in Polished Stainless Steel and Water Filtration System
IPTF-D-RSS	Ideal Pot Filler Tap in PVD Polished Rose Gold Stainless Steel and Water Filtration System
IPTF-D-YSS	Ideal Pot Filler Tap in PVD Brushed Gold Stainless Steel and Water Filtration System
IWF-79-HF	Water Filtration System High Flow 2.0gpm, 7900 Gallon Capacity, Fibercarbon Block <0.5 Micron
IWT-D-BSS-EF	Ideal Tap Eco-Flow in PVD Satin Black Stainless Steel
IWT-D-BSS-HF	Ideal Tap High-Flow in PVD Satin Black Stainless Steel
IWT-D-GSS-EF	Ideal Tap Eco-Flow in PVD Gun Metal Gray™ Stainless Steel
IWT-D-GSS-HF	Ideal Tap High-Flow in PVD Gun Metal Gray™ Stainless Steel
IWT-D-MSS-EF	Ideal Tap Eco-Flow in Matte Stainless Steel
IWT-D-MSS-HF	Ideal Tap High-Flow in Matte Stainless Steel
IWT-D-PSS-EF	Ideal Tap Eco-Flow in Polished Stainless Steel
IWT-D-PSS-HF	Ideal Tap High-Flow in Polished Stainless Steel
IWT-D-RSS-EF	Ideal Tap Eco-Flow in PVD Polished Rose Gold Stainless Steel
IWT-D-RSS-HF	Ideal Tap High-Flow in PVD Polished Rose Gold Stainless Steel
IWT-D-YSS-EF	Ideal Tap Eco-Flow in PVD Brushed Gold Stainless Steel
IWT-D-YSS-HF	Ideal Tap High-Flow in PVD Brushed Gold Stainless Steel
IWTF-D-BSS-EF	Ideal Tap Eco-Flow in PVD Satin Black Stainless Steel and Water Filtration System
IWTF-D-BSS-HF	Ideal Tap High-Flow in PVD Satin Black Stainless Steel and Water Filtration System
IWTF-D-GSS-EF	Ideal Tap Eco-Flow in PVD Gun Metal Gray™ Stainless Steel and Water Filtration System
IWTF-D-GSS-HF	Ideal Tap High-Flow in PVD Gun Metal Gray™ Stainless Steel and Water Filtration System
IWTF-D-MSS-EF	Ideal Tap Eco-Flow in Matte Stainless Steel and Water Filtration System
IWTF-D-MSS-HF	Ideal Tap High-Flow in Matte Stainless Steel and Water Filtration System
IWTF-D-PSS-EF	Ideal Tap Eco-Flow in Polished Stainless Steel and Water Filtration System
IWTF-D-PSS-HF	Ideal Tap High-Flow in Polished Stainless Steel and Water Filtration System
IWTF-D-RSS-EF	Ideal Tap Eco-Flow in PVD Polished Rose Gold Stainless Steel and Water Filtration System
IWTF-D-RSS-HF	Ideal Tap High-Flow in PVD Polished Rose Gold Stainless Steel and Water Filtration System
IWTF-D-YSS-EF	Ideal Tap Eco-Flow in PVD Brushed Gold Stainless Steel and Water Filtration System
IWTF-D-YSS-HF	Ideal Tap High-Flow in PVD Brushed Gold Stainless Steel and Water Filtration System
PFT-RO-SS	Ideal Pot Filler Tap Required Rough-in Part

Tap Accessories

Product code	Description
IAG-1-BSS	Ideal Air Gap in PVD Satin Black Stainless Steel
IAG-1-GSS	Ideal Air Gap in PVD Gun Metal Gray™ Stainless Steel
IAG-1-MSS	Ideal Air Gap in Matte Stainless Steel
IAG-1-PSS	Ideal Air Gap in Polished Stainless Steel
IAG-1-RSS	Ideal Air Gap in PVD Polished Rose Gold Stainless Steel
IAG-1-YSS	Ideal Air Gap in PVD Brushed Gold Stainless Steel
IDS-1-BSS	Ideal Deck Switch in PVD Satin Black Stainless Steel
IDS-1-GSS	Ideal Deck Switch in PVD Gun Metal Gray™ Stainless Steel
IDS-1-MSS	Ideal Deck Switch in Matte Stainless Steel

Product Index

Sorted by product category

Tap Accessories

Product code	Description
IDS-1-PSS	Ideal Deck Switch in Polished Stainless Steel
IDS-1-RSS	Ideal Deck Switch in PVD Polished Rose Gold Stainless Steel
IDS-1-YSS	Ideal Deck Switch in PVD Brushed Gold Stainless Steel
IHC-1-BSS	Ideal Hole Cover in PVD Satin Black Stainless Steel
IHC-1-GSS	Ideal Hole Cover in PVD Gun Metal Gray™ Stainless Steel
IHC-1-MSS	Ideal Hole Cover in Matte Stainless Steel
IHC-1-PSS	Ideal Hole Cover in Polished Stainless Steel
IHC-1-RSS	Ideal Hole Cover in PVD Polished Rose Gold Stainless Steel
IHC-1-YSS	Ideal Hole Cover in PVD Brushed Gold Stainless Steel
ISD-1-BSS	Ideal Soap Dispenser in PVD Satin Black Stainless Steel
ISD-1-GSS	Ideal Soap Dispenser in PVD Gun Metal Gray™ Finish Stainless Steel
ISD-1-MSS	Ideal Soap Dispenser in Matte Finish Stainless Steel
ISD-1-PSS	Ideal Soap Dispenser in Polished Stainless Steel
ISD-1-RSS	Ideal Soap Dispenser in PVD Polished Rose Gold Stainless Steel
ISD-1-YSS	Ideal Soap Dispenser in PVD Brushed Gold Stainless Steel

Water Filtration System

Product code	Description
IWF-79-HF	Water Filtration System High Flow 2.0gpm, 7900 Gallon Capacity, Fibercarbon Block <0.5 Micron
RFC-79-HF	Replacement Cartridge for Water Filtration System

Replacement Parts

Product code	Description
B1-11-0-ADA-ST	ADA Mixing Bowl 11 3/4" 5-qt Only in Stainless Steel
B1-11-0-ST	Mixing Bowl 11" 7.2-qt Only with Lid and Non-slip Bottom in Stainless Steel
B2-15-0-ST	Large Serving Bowl 14-7/8" x 5-1/2" in Stainless Steel
B4-04-0-SS	Bowl 4" Only for Garnish Board in Stainless Steel
C1-11-0-ST	Colander 11" 7.2-qt. with Soft Non-slip Handles in Stainless Steel
C1-11-0-ADA-ST	ADA Colander 11" 5.5-qt in Stainless Steel
COVER-SS	Cover for D1 and D2 Deep and Shallow Container in Stainless Steel
D-IHWT-SS	Ideal Digital Hot Water Tank™ Only
D1-04-0-SS	Deep Container Only for Condiment Serving Boards 6-3/4" x 4-1/4" x 4" in Stainless Steel
D2-04-0-SS	Shallow Container Only for Condiment Serving Boards 6-3/4" x 4-1/4" x 2-1/2" in Stainless Steel
DC-03-R-SS	HydroStation™ Round Elevated Drain Cover in Stainless Steel
DC-05-R-SS	Round Elevated Drain Cover in Stainless Steel
HFO-D-BSS	Ideal Hot & Cold Tap in PVD Satin Black Stainless Steel
HFO-D-GSS	Ideal Hot & Cold Tap in PVD Gun Metal Gray™ Stainless Steel
HFO-D-MSS	Ideal Hot & Cold Tap in Matte Stainless Steel
HFO-D-PSS	Ideal Hot & Cold Tap in Polished Stainless Steel
HFO-D-RSS	Ideal Hot & Cold Tap in PVD Polished Rose Gold Stainless Steel
HFO-D-YSS	Ideal Hot & Cold Tap in PVD Brushed Gold Stainless Steel
MG-05-0-SS	Mini Grate Only for Utensil Caddy 4-1/2" x 4-1/2" in Stainless Steel
P1-12-L-ADA-BA	Lower Tier ADA Platform Only 12-1/4" x 17" for ADA Mixing Bowl 11" and Colander 11" in Natural Golden Bamboo
P1-12-L-BA	Lower Tier Platform Only 12-1/4" x 17" for Mixing Bowl 11" and Colander 11" in Natural Golden Bamboo
P1-12-L-ADA-GR	Lower Tier ADA Platform Only 12-1/4" x 17" for ADA Mixing Bowl 11" and Colander 11" in Exclusive Gray Resin
P1-12-L-GR	Lower Tier Platform Only 12-1/4" x 17" for Mixing Bowl 11" and Colander 11" in Exclusive Gray Resin
P1-12-L-ADA-GT	Lower Tier ADA Platform Only 12-1/4" x 17" for ADA Mixing Bowl 11" and Colander 11" in Graphite Wood Composite
P1-12-L-GT	Lower Tier Platform Only 12-1/4" x 17" for Mixing Bowl 11" and Colander 11" in Graphite Wood Composite
P1-12-L-ADA-WH	Lower Tier ADA Platform Only 12-1/4" x 17" for ADA Mixing Bowl 11" and Colander 11" in Designer White Resin
P1-12-L-WH	Lower Tier Platform Only 12-1/4" x 17" for Mixing Bowl 11" and Colander 11" in Designer White Resin
P2-17-D-ADA-BA	Dual Tier ADA Platform Only 17" x 18" for ADA Mixing Bowl 11" and Colander 11" in Natural Golden Bamboo
P2-17-D-BA	Dual Tier Platform Only 17" x 18" for Mixing Bowl 11" and Colander 11" in Natural Golden Bamboo
P2-17-D-ADA-GR	Dual Tier ADA Platform Only 17" x 18" for ADA Mixing Bowl 11" and Colander 11" in Exclusive Gray Resin
P2-17-D-GR	Dual Tier Platform Only 17" x 18" for Mixing Bowl 11" and Colander 11" in Exclusive Gray Resin
P2-17-D-ADA-GT	Dual Tier ADA Platform Only 17" x 18" for ADA Mixing Bowl 11" and Colander 11" in Graphite Wood Composite
P2-17-D-GT	Dual Tier Platform Only 17" x 18" for Mixing Bowl 11" and Colander 11" in Graphite Wood Composite
P2-17-D-ADA-WH	Dual Tier ADA Platform Only 17" x 18" for ADA Mixing Bowl 11" and Colander 11" in Designer White Resin
P2-17-D-WH	Dual Tier Platform Only 17" x 18" for Mixing Bowl 11" and Colander 11" in Designer White Resin
P3-17-D-BA	Dual Tier Platform Only for Wash & Serve Set 17" x 18" in Natural Golden Bamboo
P3-17-D-GR	Dual Tier Platform Only for Wash & Serve Set 17" x 18" in Exclusive Gray Resin
P3-17-D-GT	Dual Tier Platform Only for Wash & Serve Set 17" x 18" in Graphite Wood Composite
P3-17-D-WH	Dual Tier Platform Only for Wash & Serve Set 17" x 18" in Designer White Resin
P4-17-C-BA	Lower Tier Corner Platform Only for Wash & Serve Set 17-1/2" x 17-1/2" in Natural Golden Bamboo
P4-17-C-GR	Lower Tier Corner Platform Only for Wash & Serve Set 17-1/2" x 17-1/2" in Exclusive Gray Resin
P4-17-C-GT	Lower Tier Corner Platform Only for Wash & Serve Set 17-1/2" x 17-1/2" in Graphite Wood Composite
P4-17-C-WH	Lower Tier Corner Platform Only for Wash & Serve Set 17-1/2" x 17-1/2" in Designer White Resin
P5-7X7-BA	HydroPlate Platform Only 7" x 7" in Natural Golden Bamboo
P5-7X7-GR	HydroPlate Platform Only 7" x 7" in Exclusive Gray Resin
P5-7X7-GT	HydroPlate Platform Only 7" x 7" in Graphite Wood Composite
P5-7X7-WH	HydroPlate Platform Only 7" x 7" in Designer White Resin
PC-04-0-SS	Cylinder Only 4-1/2" for Utensil Caddy in Stainless Steel
P-DRN-CIT	Pop-up Basin Strainer & Stopper in Citrine
PFT-RO-SS	Ideal Pot Filler Tap Required Rough-in Part
RFC-79-HF	Replacement Cartridge for Water Filtration System
S1-06-U-BA	Upper Tier Garnish Board Platform Only 6" x 18" in Natural Golden Bamboo

Product Index

Sorted by product category

Replacement Parts

Product code	Description
S1-06-U-GR	Upper Tier Garnish Board Platform Only 6" x 18" in Exclusive Gray Resin
S1-06-U-GT	Upper Tier Garnish Board Platform Only 6" x 18" in Graphite Wood Composite
S1-06-U-WH	Upper Tier Garnish Board Platform Only 6" x 18" in Designer White Resin
S2-17-D-BA	Dual Tier Serving Board Platform Only 17" x 18" in Natural Golden Bamboo
S2-17-D-GR	Dual Tier Serving Board Platform Only 17" x 18" in Exclusive Gray Resin
S2-17-D-GT	Dual Tier Serving Board Platform Only 17" x 18" in Graphite Wood Composite
S2-17-D-WH	Dual Tier Serving Board Platform Only 17" x 18" in Designer White Resin
S3-09-U-BA	Upper Tier Condiment Serving Board Platform Only 9" x 18" in Natural Golden Bamboo
S3-09-U-GR	Upper Tier Condiment Serving Board Platform Only 9" x 18" in Exclusive Gray Resin
S3-09-U-GT	Upper Tier Condiment Serving Board Platform Only 9" x 18" in Graphite Wood Composite
S3-09-U-WH	Upper Tier Condiment Serving Board Platform Only 9" x 18" in Designer White Resin
S4-06-U-BA	Upper Tier Utensil Caddy Board Platform Only 6" x 18" in Natural Golden Bamboo
S4-06-U-GR	Upper Tier Utensil Caddy Board Platform Only 6" x 18" in Exclusive Gray Resin
S4-06-U-GT	Upper Tier Utensil Caddy Board Platform Only 6" x 18" in Graphite Wood Composite
S4-06-U-WH	Upper Tier Utensil Caddy Board Platform Only 6" x 18" in Designer White Resin
Stopper	Flat Stopper for Wash Basin 15" in Gray
W1-15-0-SS	Wash Basin 15-1/2" x 6-5/8" in Stainless Steel
WW-04-0-SS	Wedge Wire Grate Only for HydroPlate 4" x 4" in Stainless Steel

citrine.

Product code	Description
CIT-09-SS-C	citrine. Stainless Steel Clean + Polish 9 oz. Individual Bottle
CIT-09-SS-C-CS	citrine. Stainless Steel Clean + Polish 9 oz. Case of 12 Bottles
CIT-09-WD-C	citrine. Wood Condition + Protect 9 oz. Individual Bottle
CIT-09-WD-C-CS	citrine. Wood Condition + Protect 9 oz. Case of 12 Bottles

Product Index

Sorted by product code

Product code	Description
A-DRN-MSS	Automatic Strainer Basket 3-1/2" with Remote Pop-up and 27-1/2" Cable in Matte Stainless Steel
A-DRN-PSS	Automatic Strainer Basket 3-1/2" with Remote Pop-up and 27-1/2" Cable in Polished Stainless Steel
B1-11-0-ADA-ST	ADA Mixing Bowl 11-3/4" 5-qt Only in Stainless Steel
B1-11-0-ST	Mixing Bowl 11" 7.2-qt Only with Lid and Non-slip Bottom in Stainless Steel
B2-15-0-ST	Large Serving Bowl 14-7/8" x 5-1/2" in Stainless Steel
B4-04-0-SS	Bowl 4" Only for Garnish Board in Stainless Steel
BC-12-L-BA	Mixing Bowl 11" and Colander 11" in Stainless Steel, Lower Tier Platform 12-1/4" x 17" Set in Natural Golden Bamboo
BC-12-L-GR	Mixing Bowl 11" and Colander 11" in Stainless Steel, Lower Tier Platform 12-1/4" x 17" Set in Exclusive Gray Resin
BC-12-L-GT	Mixing Bowl 11" and Colander 11" in Stainless Steel, Lower Tier Platform 12-1/4" x 17" Set in Graphite Wood Composite
BC-12-L-WH	Mixing Bowl 11" and Colander 11" in Stainless Steel, Lower Tier Platform 12-1/4" x 17" Set in Designer White Resin
BC-17-D-BA	Mixing Bowl 11" and Colander 11" in Stainless Steel, Dual Tier Platform 17" x 18" Set in Natural Golden Bamboo
BC-17-D-GR	Mixing Bowl 11" and Colander 11" in Stainless Steel, Dual Tier Platform 17" x 18" Set in Exclusive Gray Resin
BC-17-D-GT	Mixing Bowl 11" and Colander 11" in Stainless Steel, Dual Tier Platform 17" x 18" Set in Graphite Wood Composite
BC-17-D-WH	Mixing Bowl 11" and Colander 11" in Stainless Steel, Dual Tier Platform 17" x 18" Set in Designer White Resin
BG-05-N-SS	Bottom Grate Section 5-1/2" x 15-1/2" in Stainless Steel
BG-11-N-SS	Bottom Grate Section 11-1/2" x 15-1/2" for IWS 4S, 4X4C, 6S, IWA 4S, 4X4C, IWW 6D in Stainless Steel
BG-13-C-SS	Bottom Grate Section 13-1/2" x 15-1/2" for IBS 18C in Stainless Steel
BG-18-C-1-SS	Bottom Grate Single Section Set for IBS 18C in Stainless Steel
BG-2-C-1-SS	Bottom Grate Single Section Set for IWS 2C, IWA 2C, IBS 2C in Stainless Steel
BG-20-C-SS	Bottom Grate Section 20" x 15-1/2" for IWS 2C, IWA 2C, 4D, IWW 4D, 5D, 6D, 7D, IBS 2C in Stainless Steel
BG-23-N-SS	Bottom Grate Section 23-1/2" x 15-1/2" for IWS 5S, 6S, 7S, IWW 7D in Stainless Steel
BG-25-N-SS	Bottom Grate Section 25-1/2" x 15-1/2" for IWS 3X4C, 4X3C, 4X4C, IWA 3X4C, 4X3C, 4X4C in Stainless Steel
BG-25-S-SS	Bottom Grate Section 25-1/2" x 15-1/2" for IWS 30S, IWA 30S in Stainless Steel
BG-29-S-SS	Bottom Grate Section 29" x 15-1/2" for IWS 3X4C, 4X3C, 4X4C, IWA 3X4C, 4X3C, 4X4C in Stainless Steel
BG-30-S-1-SS	Bottom Grate Single Section Set for IWS 30S, IWA 30S in Stainless Steel
BG-3-S-1-SS	Bottom Grate Single Section Set for IWS 3S, IWA 3S in Stainless Steel
BG-31-S-SS	Bottom Grate Section 31-1/2" x 15-1/2" for IWS 3S, 4S, 5S, 6S, 7S, IWA 3S, 4S, IWW 5D, 6D, 7D in Stainless Steel
BG-4-D-2-SS	Bottom Grate Two Section Set for IWA 4D, IWW 4D in Stainless Steel
BG-4-S-2-SS	Bottom Grate Two Section Set for IWS 4S, IWA 4S in Stainless Steel
BG-4X3-C-2-SS	Bottom Grate Two Section Set for IWS 3X4C, 4X3C, IWA 3X4C, 4X3C in Stainless Steel
BG-4X4-C-3-SS	Bottom Grate Three Section Set for IWS 4X4C, IWA 4X4C in Stainless Steel
BG-5-D-2-SS	Bottom Grate Two Section Set for IWW 5D in Stainless Steel
BG-5-S-2-SS	Bottom Grate Two Section Set for IWS 5S in Stainless Steel
BG-6-D-3-SS	Bottom Grate Three Section Set for IWW 6D in Stainless Steel
BG-6-S-3-SS	Bottom Grate Three Section Set for IWS 6S in Stainless Steel
BG-7-D-3-SS	Bottom Grate Three Section Set for IWW 7D in Stainless Steel
BG-7-S-3-SS	Bottom Grate Three Section Set for IWS 7S in Stainless Steel
BKT-3T-BA	Bar Kit including Three Tools for in Natural Golden Bamboo
BKT-3T-GR	Bar Kit including Three Tools for in Exclusive Gray Resin
BKT-3T-GT	Bar Kit including Three Tools for in Graphite Wood Composite
BKT-3T-WH	Bar Kit including Three Tools for in Designer White Resin
C1-11-0-ADA-ST	ADA Colander 11" 5.5-qt in Stainless Steel
C1-11-0-ST	Colander 11" 7.2-qt. with Soft Non-slip Handles in Stainless Steel
CB-12-U-BA	Upper Tier Cutting Board 12-1/4" x 18" with Juice Groove on one side in Natural Golden Bamboo
CB-12-U-GR	Upper Tier Cutting Board 12-1/4" x 18" with Juice Groove on one side in Exclusive Gray Resin
CB-12-U-GT	Upper Tier Cutting Board 12-1/4" x 18" with Juice Groove on one side in Graphite Wood Composite
CB-12-U-WH	Upper Tier Cutting Board 12-1/4" x 18" with Juice Groove on one side in Designer White Resin
CB-17-D-BA	Dual Tier Cutting Board 17" x 18" with Juice Groove on one side in Natural Golden Bamboo
CB-17-D-GR	Dual Tier Cutting Board 17" x 18" with Juice Groove on one side in Exclusive Gray Resin
CB-17-D-GT	Dual Tier Cutting Board 17" x 18" with Juice Groove on one side in Graphite Wood Composite
CB-17-D-WH	Dual Tier Cutting Board 17" x 18" with Juice Groove on one side in Designer White Resin
CB-18-C-BA	Upper Tier Corner Cutting Board 18-1/4" x 18-1/4" with Juice Groove on one side in Natural Golden Bamboo
CB-18-C-GR	Upper Tier Corner Cutting Board 18-1/4" x 18-1/4" with Juice Groove on one side in Exclusive Gray Resin
CB-18-C-GT	Upper Tier Corner Cutting Board 18-1/4" x 18-1/4" with Juice Groove on one side in Graphite Wood Composite
CB-18-C-WH	Upper Tier Corner Cutting Board 18-1/4" x 18-1/4" with Juice Groove on one side in Designer White Resin
CH-12-U-BA	Upper Tier 2" thick Chef's Block 12-1/4" x 18" x 2" with Juice Groove on one side in Natural Golden Bamboo
CH-12-U-WA	Upper Tier 2" thick Chef's Block 12-1/4" x 18" x 2" with Juice Groove on one side in American Black Walnut
CH-17-D-BA	Dual Tier 2" thick Chef's Block 17" x 18" x 2" with Juice Groove in Natural Golden Bamboo
CH-17-D-WA	Dual Tier 2" thick Chef's Block 17" x 18" x 2" with Juice Groove in American Black Walnut
CH-18-C-BA	Upper Tier 2" thick Corner Chef's Block 18-1/4" x 18-1/4" x 2" with Juice Groove in Natural Golden Bamboo
CH-18-C-WA	Upper Tier 2" thick Corner Chef's Block 18-1/4" x 18-1/4" x 2" with Juice Groove in American Black Walnut
CIT-09-SS-C	citrine. Stainless Steel Clean + Polish 9 oz. Individual Bottle
CIT-09-SS-C-CS	citrine. Stainless Steel Clean + Polish 9 oz. Case of 12
CIT-09-WD-C	citrine. Wood Condition + Protect 9 oz. Individual Bottle
CIT-09-WD-C-CS	citrine. Wood Condition + Protect 9 oz. Case of 12 Bottles
CKT-12-ADA-BA	Small ADA Culinary Kit including Five Tools in Natural Golden Bamboo
CKT-12-BA	Small Culinary Kit including Five Tools in Natural Golden Bamboo
CKT-12-ADA-GR	Small ADA Culinary Kit including Five Tools in Exclusive Gray Resin
CKT-12-GR	Small Culinary Kit including Five Tools in Exclusive Gray Resin
CKT-12-ADA-GT	Small ADA Culinary Kit including Five Tools in Graphite Wood Composite
CKT-12-GT	Small Culinary Kit including Five Tools in Graphite Wood Composite
CKT-12-ADA-WH	Small ADA Culinary Kit including Five Tools in Designer White Resin
CKT-12-WH	Small Culinary Kit including Five Tools in Designer White Resin
CKT-17-ADA-BA	Large ADA Culinary Kit including Eight Tools in Natural Golden Bamboo
CKT-17-BA	Large Culinary Kit including Eight Tools in Natural Golden Bamboo
CKT-17-ADA-GR	Large ADA Culinary Kit including Eight Tools in Exclusive Gray Resin

Product Index

Sorted by product code

Product code	Description
CKT-17-GR	Large Culinary Kit including Eight Tools in Exclusive Gray Resin
CKT-17-ADA-GT	Large ADA Culinary Kit including Eight Tools in Graphite Wood Composite
CKT-17-GT	Large Culinary Kit including Eight Tools in Graphite Wood Composite
CKT-17-ADA-WH	Large ADA Culinary Kit including Eight Tools in Designer White Resin
CKT-17-WH	Large Culinary Kit including Eight Tools in Designer White Resin
COVER-SS	Cover for D1 and D2 Deep and Shallow Container in Stainless Steel
D-IHWT-SS	Ideal Digital Hot Water Tank™ Only
D1-04-0-SS	Deep Container Only for Condiment Serving Boards 6-3/4" x 4-1/4" x 4" in Stainless Steel
D2-04-0-SS	Shallow Container Only for Condiment Serving Boards 6-3/4" x 4-1/4" x 2-1/2" in Stainless Steel
DC-03-R-SS	HydroStation™ Round Elevated Drain Cover in Stainless Steel
DC-05-R-SS	Round Elevated Drain Cover in Stainless Steel
DD-12-C-BA	DryDock™ 12" Center Drain with Lower Tier Drying Rack in Natural Golden Bamboo
DD-12-C-GR	DryDock™ 12" Center Drain with Lower Tier Drying Rack in Exclusive Gray Resin
DD-12-C-GT	DryDock™ 12" Center Drain with Lower Tier Drying Rack in Graphite Wood Composite
DD-12-C-WH	DryDock™ 12" Center Drain with Lower Tier Drying Rack in Designer White Resin
DD-12-N-BA	DryDock™ 12" Non-drain Side with Lower Tier Drying Rack in Natural Golden Bamboo
DD-12-N-GR	DryDock™ 12" Non-drain Side with Lower Tier Drying Rack in Exclusive Gray Resin
DD-12-N-GT	DryDock™ 12" Non-drain Side with Lower Tier Drying Rack in Graphite Wood Composite
DD-12-N-WH	DryDock™ 12" Non-drain Side with Lower Tier Drying Rack in Designer White Resin
DD-12-S-BA	DryDock™ 12" Drain Side with Lower Tier Drying Rack in Natural Golden Bamboo
DD-12-S-GR	DryDock™ 12" Drain Side with Lower Tier Drying Rack in Exclusive Gray Resin
DD-12-S-GT	DryDock™ 12" Drain Side with Lower Tier Drying Rack in Graphite Wood Composite
DD-12-S-WH	DryDock™ 12" Drain Side with Lower Tier Drying Rack in Designer White Resin
DD-18-C-BA	DryDock™ 18" Center Drain with Dual Tier Drying Rack in Natural Golden Bamboo
DD-18-C-GR	DryDock™ 18" Center Drain with Dual Tier Drying Rack in Exclusive Gray Resin
DD-18-C-GT	DryDock™ 18" Center Drain with Dual Tier Drying Rack in Graphite Wood Composite
DD-18-C-WH	DryDock™ 18" Center Drain with Dual Tier Drying Rack in Designer White Resin
DD-18-N-BA	DryDock™ 18" Non-drain Side with Dual Tier Drying Rack in Natural Golden Bamboo
DD-18-N-GR	DryDock™ 18" Non-drain Side with Dual Tier Drying Rack in Exclusive Gray Resin
DD-18-N-GT	DryDock™ 18" Non-drain Side with Dual Tier Drying Rack in Graphite Wood Composite
DD-18-N-WH	DryDock™ 18" Non-drain Side with Dual Tier Drying Rack in Designer White Resin
DD-18-S-BA	DryDock™ 18" Drain Side with Dual Tier Drying Rack in Natural Golden Bamboo
DD-18-S-GR	DryDock™ 18" Drain Side with Dual Tier Drying Rack in Exclusive Gray Resin
DD-18-S-GT	DryDock™ 18" Drain Side with Dual Tier Drying Rack in Graphite Wood Composite
DD-18-S-WH	DryDock™ 18" Drain Side with Dual Tier Drying Rack in Designer White Resin
DR-06-L-BA	Lower Tier Mini Drying Rack 6" x 17" in Natural Golden Bamboo
DR-06-L-GR	Lower Tier Mini Drying Rack 6" x 17" in Exclusive Gray Resin
DR-06-L-GT	Lower Tier Mini Drying Rack 6" x 17" in Graphite Wood Composite
DR-06-L-WH	Lower Tier Mini Drying Rack 6" x 17" in Designer White Resin
DR-09-U-BA	Upper Tier Drying Rack 9-1/4" x 18" in Natural Golden Bamboo
DR-09-U-GR	Upper Tier Drying Rack 9-1/4" x 18" in Exclusive Gray Resin
DR-09-U-GT	Upper Tier Drying Rack 9-1/4" x 18" in Graphite Wood Composite
DR-09-U-WH	Upper Tier Drying Rack 9-1/4" x 18" in Designer White Resin
DR-12-L-BA	Lower Tier Drying Rack 12-1/4" x 17" in Natural Golden Bamboo
DR-12-L-GR	Lower Tier Drying Rack 12-1/4" x 17" in Exclusive Gray Resin
DR-12-L-GT	Lower Tier Drying Rack 12-1/4" x 17" in Graphite Wood Composite
DR-12-L-WH	Lower Tier Drying Rack 12-1/4" x 17" in Designer White Resin
DR-12-U-BA	Upper Tier Drying Rack 12-1/4" x 18" in Natural Golden Bamboo
DR-12-U-GR	Upper Tier Drying Rack 12-1/4" x 18" in Exclusive Gray Resin
DR-12-U-GT	Upper Tier Drying Rack 12-1/4" x 18" in Graphite Wood Composite
DR-12-U-WH	Upper Tier Drying Rack 12-1/4" x 18" in Designer White Resin
DR-17-D-BA	Dual Tier Drying Rack 17" x 18" in Natural Golden Bamboo
DR-17-D-GR	Dual Tier Drying Rack 17" x 18" in Exclusive Gray Resin
DR-17-D-GT	Dual Tier Drying Rack 17" x 18" in Graphite Wood Composite
DR-17-D-WH	Dual Tier Drying Rack 17" x 18" in Designer White Resin
DR-18-D-BA	Dual Tier Drying Rack 18" x 17" in Natural Golden Bamboo
DR-18-D-GR	Dual Tier Drying Rack 18" x 17" in Exclusive Gray Resin
DR-18-D-GT	Dual Tier Drying Rack 18" x 17" in Graphite Wood Composite
DR-18-D-WH	Dual Tier Drying Rack 18" x 17" in Designer White Resin
DS-12-C-SS	DryDock™ 12" only - Center Drain
DS-12-N-SS	DryDock™ 12" only - Non-drain Side
DS-12-S-SS	DryDock™ 12" only - Drain Side
DS-18-C-SS	DryDock™ 18" only - Center Drain
DS-18-N-SS	DryDock™ 18" only - Non-drain Side
DS-18-S-SS	DryDock™ 18" only - Drain Side
EKT-4T-BA	Entertainment Kit including Four Tools in Natural Golden Bamboo
EKT-4T-GR	Entertainment Kit including Four Tools in Exclusive Gray Resin
EKT-4T-GT	Entertainment Kit including Four Tools in Graphite Wood Composite
EKT-4T-WH	Entertainment Kit including Four Tools in Designer White Resin
G-DRN-MSS	3-in-1 Garbage Disposal Flange with Strainer Basket 3-1/2" in Angel Finish Stainless Steel
H-DRN-MSS	HydroStation™ 2" Drain & Plate in Angel Finish Stainless Steel
HFO-D-BSS	Ideal Hot & Cold Tap in PVD Satin Black Stainless Steel
HFO-D-GSS	Ideal Hot & Cold Tap in PVD Gun Metal Gray™ Stainless Steel
HFO-D-MSS	Ideal Hot & Cold Tap in Matte Stainless Steel
HFO-D-PSS	Ideal Hot & Cold Tap in Polished Stainless Steel
HFO-D-RSS	Ideal Hot & Cold Tap in PVD Polished Rose Gold Stainless Steel

Product Index

Sorted by product code

Product code	Description
HFO-D-YSS	Ideal Hot & Cold Tap in PVD Brushed Gold Stainless Steel
HP-7X7-BA	HydroPlate 7" x 7" with Wedge Wire Grate 4" x 4" in Natural Golden Bamboo
HP-7X7-GR	HydroPlate 7" x 7" with Wedge Wire Grate 4" x 4" in Exclusive Gray Resin
HP-7X7-GT	HydroPlate 7" x 7" with Wedge Wire Grate 4" x 4" in Graphite Wood Composite
HP-7X7-WH	HydroPlate 7" x 7" with Wedge Wire Grate 4" x 4" in Designer White Resin
HS-13-U-AL	Upper Tier Half Sheet Pan 13" x 18" in Corrugated Aluminum
HSO-1-V-SS	Basin Portion of HydroStation™ in Angel Finish 316L Stainless Steel
IAG-1-BSS	Ideal Air Gap in PVD Satin Black Stainless Steel
IAG-1-GSS	Ideal Air Gap in PVD Gun Metal Gray™ Stainless Steel
IAG-1-MSS	Ideal Air Gap in Matte Stainless Steel
IAG-1-PSS	Ideal Air Gap in Polished Stainless Steel
IAG-1-RSS	Ideal Air Gap in PVD Polished Rose Gold Stainless Steel
IAG-1-YSS	Ideal Air Gap in PVD Brushed Gold Stainless Steel
IBS-18-C-BA	Ideal BarStation. 18 with Three Tool Bar Kit in Natural Golden Bamboo
IBS-18-C-GR	Ideal BarStation. 18 with Three Tool Bar Kit in Exclusive Gray Resin
IBS-18-C-GT	Ideal BarStation. 18 with Three Tool Bar Kit in Graphite Wood Composite
IBS-18-C-WH	Ideal BarStation. 18 with Three Tool Bar Kit in Designer White Resin
IBS-2-C-BA	Ideal BarStation. 2 with Three Tool Bar Kit in Natural Golden Bamboo
IBS-2-C-GR	Ideal BarStation. 2 with Three Tool Bar Kit in Exclusive Gray Resin
IBS-2-C-GT	Ideal BarStation. 2 with Three Tool Bar Kit in Graphite Wood Composite
IBS-2-C-WH	Ideal BarStation. 2 with Three Tool Bar Kit in Designer White Resin
IBT-D-BSS-EF	Ideal BarTap. Eco-Flow in PVD Satin Black Stainless Steel
IBT-D-BSS-HF	Ideal BarTap. High-Flow in PVD Satin Black Stainless Steel
IBT-D-GSS-EF	Ideal BarTap. Eco-Flow in PVD Gun Metal Gray™ Stainless Steel
IBT-D-GSS-HF	Ideal BarTap. High-Flow in PVD Gun Metal Gray™ Stainless Steel
IBT-D-MSS-EF	Ideal BarTap. Eco-Flow in Matte Stainless Steel
IBT-D-MSS-HF	Ideal BarTap. High-Flow in Matte Stainless Steel
IBT-D-PSS-EF	Ideal BarTap. Eco-Flow in Polished Stainless Steel
IBT-D-PSS-HF	Ideal BarTap. High-Flow in Polished Stainless Steel
IBT-D-RSS-EF	Ideal BarTap. Eco-Flow in PVD Polished Rose Gold Stainless Steel
IBT-D-RSS-HF	Ideal BarTap. High-Flow in PVD Polished Rose Gold Stainless Steel
IBT-D-YSS-EF	Ideal BarTap. Eco-Flow in PVD Brushed Gold Stainless Steel
IBT-D-YSS-HF	Ideal BarTap. High-Flow in PVD Brushed Gold Stainless Steel
IBTF-D-BSS-EF	Ideal BarTap. Eco-Flow in PVD Satin Black Stainless Steel and Water Filtration System
IBTF-D-BSS-HF	Ideal BarTap. High-Flow in PVD Satin Black Stainless Steel and Water Filtration System
IBTF-D-GSS-EF	Ideal BarTap. Eco-Flow in PVD Gun Metal Gray™ Stainless Steel and Water Filtration System
IBTF-D-GSS-HF	Ideal BarTap. High-Flow in PVD Gun Metal Gray™ Stainless Steel and Water Filtration System
IBTF-D-MSS-EF	Ideal BarTap. Eco-Flow in Matte Stainless Steel and Water Filtration System
IBTF-D-MSS-HF	Ideal BarTap. High-Flow in Matte Stainless Steel and Water Filtration System
IBTF-D-PSS-EF	Ideal BarTap. Eco-Flow in Polished Stainless Steel and Water Filtration System
IBTF-D-PSS-HF	Ideal BarTap. High-Flow in Polished Stainless Steel and Water Filtration System
IBTF-D-RSS-EF	Ideal BarTap. Eco-Flow in PVD Polished Rose Gold Stainless Steel and Water Filtration System
IBTF-D-RSS-HF	Ideal BarTap. High-Flow in PVD Polished Rose Gold Stainless Steel and Water Filtration System
IBTF-D-YSS-EF	Ideal BarTap. Eco-Flow in PVD Brushed Gold Stainless Steel and Water Filtration System
IBTF-D-YSS-HF	Ideal BarTap. High-Flow in PVD Brushed Gold Stainless Steel and Water Filtration System
IDS-1-BSS	Ideal Deck Switch in PVD Satin Black Stainless Steel
IDS-1-GSS	Ideal Deck Switch in PVD Gun Metal Gray™ Stainless Steel
IDS-1-MSS	Ideal Deck Switch in Matte Stainless Steel
IDS-1-PSS	Ideal Deck Switch in Polished Stainless Steel
IDS-1-RSS	Ideal Deck Switch in PVD Polished Rose Gold Stainless Steel
IDS-1-YSS	Ideal Deck Switch in PVD Brushed Gold Stainless Steel
IHC-1-BSS	Ideal Hole Cover in PVD Satin Black Stainless Steel
IHC-1-GSS	Ideal Hole Cover in PVD Gun Metal Gray™ Stainless Steel
IHC-1-MSS	Ideal Hole Cover in Matte Stainless Steel
IHC-1-PSS	Ideal Hole Cover in Polished Stainless Steel
IHC-1-RSS	Ideal Hole Cover in PVD Polished Rose Gold Stainless Steel
IHC-1-YSS	Ideal Hole Cover in PVD Brushed Gold Stainless Steel
IHS-1-V-BA	Ideal HydroStation™ with HydroPlate in Natural Golden Bamboo
IHS-1-V-GR	Ideal HydroStation™ with HydroPlate in Exclusive Gray Resin
IHS-1-V-GT	Ideal HydroStation™ with HydroPlate in Graphite Wood Composite
IHS-1-V-WH	Ideal HydroStation™ with HydroPlate in Designer White Resin
IHT-D-BSS	Ideal Hot & Cold Tap in PVD Satin Black Stainless Steel and Ideal Digital Hot Water Tank™
IHT-D-GSS	Ideal Hot & Cold Tap in PVD Gun Metal Gray™ Stainless Steel and Ideal Digital Hot Water Tank™
IHT-D-MSS	Ideal Hot & Cold Tap in Matte Stainless Steel and Ideal Digital Hot Water Tank™
IHT-D-PSS	Ideal Hot & Cold Tap in Polished Stainless Steel and Ideal Digital Hot Water Tank™
IHT-D-RSS	Ideal Hot & Cold Tap in PVD Polished Rose Gold Stainless Steel and Ideal Digital Hot Water Tank™
IHT-D-YSS	Ideal Hot & Cold Tap in PVD Brushed Gold Stainless Steel and Ideal Digital Hot Water Tank™
IHTF-D-BSS	Ideal Hot & Cold Tap in PVD Satin Black Stainless Steel, Ideal Digital Hot Water Tank™ and Water Filtration System
IHTF-D-GSS	Ideal Hot & Cold Tap in PVD Gun Metal Gray™ Stainless Steel, Ideal Digital Hot Water Tank™ and Water Filtration System
IHTF-D-MSS	Ideal Hot & Cold Tap in Matte Stainless Steel, Ideal Digital Hot Water Tank™ and Water Filtration System
IHTF-D-PSS	Ideal Hot & Cold Tap in Polished Stainless Steel, Ideal Digital Hot Water Tank™ and Water Filtration System
IHTF-D-RSS	Ideal Hot & Cold Tap in PVD Polished Rose Gold Stainless Steel, Ideal Digital Hot Water Tank™ and Water Filtration System
IHTF-D-YSS	Ideal Hot & Cold Tap in PVD Brushed Gold Stainless Steel, Ideal Digital Hot Water Tank™ and Water Filtration System
IPT-D-BSS	Ideal Pot Filler Tap in PVD Satin Black Stainless Steel
IPT-D-GSS	Ideal Pot Filler Tap in PVD Gun Metal Gray™ Stainless Steel
IPT-D-MSS	Ideal Pot Filler Tap in Matte Stainless Steel

Product Index

Sorted by product code

Product code	Description
IPT-D-PSS	Ideal Pot Filler Tap in Polished Stainless Steel
IPT-D-RSS	Ideal Pot Filler Tap in PVD Polished Rose Gold Stainless Steel
IPT-D-YSS	Ideal Pot Filler Tap in PVD Brushed Gold Stainless Steel
IPTF-D-BSS	Ideal Pot Filler Tap in PVD Satin Black Stainless Steel and Water Filtration System
IPTF-D-GSS	Ideal Pot Filler Tap in PVD Gun Metal Gray™ Stainless Steel and Water Filtration System
IPTF-D-MSS	Ideal Pot Filler Tap in Matte Stainless Steel and Water Filtration System
IPTF-D-PSS	Ideal Pot Filler Tap in Polished Stainless Steel and Water Filtration System
IPTF-D-RSS	Ideal Pot Filler Tap in PVD Polished Rose Gold Stainless Steel and Water Filtration System
IPTF-D-YSS	Ideal Pot Filler Tap in PVD Brushed Gold Stainless Steel and Water Filtration System
ISD-1-BSS	Ideal Soap Dispenser in PVD Satin Black Stainless Steel
ISD-1-GSS	Ideal Soap Dispenser in PVD Gun Metal Gray™ Finish Stainless Steel
ISD-1-MSS	Ideal Soap Dispenser in Matte Finish Stainless Steel
ISD-1-PSS	Ideal Soap Dispenser in Polished Stainless Steel
ISD-1-RSS	Ideal Soap Dispenser in PVD Polished Rose Gold Stainless Steel
ISD-1-YSS	Ideal Soap Dispenser in PVD Brushed Gold Stainless Steel
IWA-2-C-BA	Ideal WashStation™ 2C with Four Tool Wash Kit Two Tools in Natural Golden Bamboo, Two Tools in Exclusive Gray Resin
IWA-2-C-GR	Ideal WashStation™ 2C with Four Tool Wash Kit in Exclusive Gray Resin
IWA-2-C-GT	Ideal WashStation™ 2C with Four Tool Wash Kit in Graphite Wood Composite and Resin
IWA-2-C-WH	Ideal WashStation™ 2C with Four Tool Wash Kit in Designer White Resin
IWA-30-S-DD-12-S-BA	Ideal WashStation™ 30S + 12" DryDock™ Drain Side, Four Tool Wash Kit, One DryDock Tool in Natural Golden Bamboo & Exclusive Gray Resin
IWA-30-S-DD-12-S-GR	Ideal WashStation™ 30S + 12" DryDock™ Drain Side, Four Tool Wash Kit, One DryDock Tool in Exclusive Gray Resin
IWA-30-S-DD-12-S-GT	Ideal WashStation™ 30S + 12" DryDock™ Drain Side, Four Tool Wash Kit, One DryDock Tool in Graphite Wood Composite & Resin
IWA-30-S-DD-12-S-WH	Ideal WashStation™ 30S + 12" DryDock™ Drain Side, Four Tool Wash Kit, One DryDock Tool in Designer White Resin
IWA-30-S-DD-18-S-BA	Ideal WashStation™ 30S + 18" DryDock™ Drain Side, Four Tool Wash Kit, One DryDock Tool in Natural Golden Bamboo & Exclusive Gray Resin
IWA-30-S-DD-18-S-GR	Ideal WashStation™ 30S + 18" DryDock™ Drain Side, Four Tool Wash Kit, One DryDock Tool in Exclusive Gray Resin
IWA-30-S-DD-18-S-GT	Ideal WashStation™ 30S + 18" DryDock™ Drain Side, Four Tool Wash Kit, One DryDock Tool in Graphite Wood Composite & Resin
IWA-30-S-DD-18-S-WH	Ideal WashStation™ 30S + 18" DryDock™ Drain Side, Four Tool Wash Kit, One DryDock Tool in Designer White Resin
IWA-30-S-BA	Ideal WashStation™ 30S with Four Tool Wash Kit Two Tools in Natural Golden Bamboo, Two Tools in Exclusive Gray Resin
IWA-30-S-GR	Ideal WashStation™ 30S with Four Tool Wash Kit in Exclusive Gray Resin
IWA-30-S-GT	Ideal WashStation™ 30S with Four Tool Wash Kit in Graphite Wood Composite and Resin
IWA-30-S-WH	Ideal WashStation™ 30S with Four Tool Wash Kit in Designer White Resin
IWA-3-S-DD-12-S-BA	Ideal WashStation™ 3S + 12" DryDock™ Drain Side, Four Tool Wash Kit, One DryDock Tool in Natural Golden Bamboo & Exclusive Gray Resin
IWA-3-S-DD-12-S-GR	Ideal WashStation™ 3S + 12" DryDock™ Drain Side, Four Tool Wash Kit, One DryDock Tool in Exclusive Gray Resin
IWA-3-S-DD-12-S-GT	Ideal WashStation™ 3S + 12" DryDock™ Drain Side, Four Tool Wash Kit, One DryDock Tool in Graphite Wood Composite & Resin
IWA-3-S-DD-12-S-WH	Ideal WashStation™ 3S + 12" DryDock™ Drain Side, Four Tool Wash Kit, One DryDock Tool in Designer White Resin
IWA-3-S-DD-18-S-BA	Ideal WashStation™ 3S + 18" DryDock™ Drain Side, Four Tool Wash Kit, One DryDock Tool in Natural Golden Bamboo & Exclusive Gray Resin
IWA-3-S-DD-18-S-GR	Ideal WashStation™ 3S + 18" DryDock™ Drain Side, Four Tool Wash Kit, One DryDock Tool in Exclusive Gray Resin
IWA-3-S-DD-18-S-GT	Ideal WashStation™ 3S + 18" DryDock™ Drain Side, Four Tool Wash Kit, One DryDock Tool in Graphite Wood Composite & Resin
IWA-3-S-DD-18-S-WH	Ideal WashStation™ 3S + 18" DryDock™ Drain Side, Four Tool Wash Kit, One DryDock Tool in Designer White Resin
IWA-3-S-BA	Ideal WashStation™ 3S with Four Tool Wash Kit Two Tools in Natural Golden Bamboo, Two Tools in Exclusive Gray Resin
IWA-3-S-GR	Ideal WashStation™ 3S with Four Tool Wash Kit in Exclusive Gray Resin
IWA-3-S-GT	Ideal WashStation™ 3S with Four Tool Wash Kit in Graphite Wood Composite and Resin
IWA-3-S-WH	Ideal WashStation™ 3S with Four Tool Wash Kit in Designer White Resin
IWA-3X4-C-BA	Ideal Corner WashStation™ 3X4C with Four Tool Wash Kit Two Tools in Natural Golden Bamboo, Two Tools in Exclusive Gray Resin
IWA-3X4-C-GR	Ideal Corner WashStation™ 3X4C with Four Tool Wash Kit in Exclusive Gray Resin
IWA-3X4-C-GT	Ideal Corner WashStation™ 3X4C with Four Tool Wash Kit in Graphite Wood Composite and Resin
IWA-3X4-C-WH	Ideal Corner WashStation™ 3X4C with Four Tool Wash Kit in Designer White Resin
IWA-4-D-BA	Ideal Double Bowl WashStation™ 4D with Four Tool Wash Kit Two Tools in Natural Golden Bamboo, Two Tools in Exclusive Gray Resin
IWA-4-D-GR	Ideal Double Bowl WashStation™ 4D with Four Tool Wash Kit in Exclusive Gray Resin
IWA-4-D-GT	Ideal Double Bowl WashStation™ 4D with Four Tool Wash Kit in Graphite Wood Composite and Resin
IWA-4-D-WH	Ideal Double Bowl WashStation™ 4D with Four Tool Wash Kit in Designer White Resin
IWA-4-S-DD-12-S-BA	Ideal WashStation™ 4S + 12" DryDock™ Drain Side, Four Tool Wash Kit, One DryDock Tool in Natural Golden Bamboo & Exclusive Gray Resin
IWA-4-S-DD-12-S-GR	Ideal WashStation™ 4S + 12" DryDock™ Drain Side, Four Tool Wash Kit, One DryDock Tool in Exclusive Gray Resin
IWA-4-S-DD-12-S-GT	Ideal WashStation™ 4S + 12" DryDock™ Drain Side, Four Tool Wash Kit, One DryDock Tool in Graphite Wood Composite & Resin
IWA-4-S-DD-12-S-WH	Ideal WashStation™ 4S + 12" DryDock™ Drain Side, Four Tool Wash Kit, One DryDock Tool in Designer White Resin
IWA-4-S-DD-18-S-BA	Ideal WashStation™ 4S + 18" DryDock™ Drain Side, Four Tool Wash Kit, One DryDock Tool in Natural Golden Bamboo & Exclusive Gray Resin
IWA-4-S-DD-18-S-GR	Ideal WashStation™ 4S + 18" DryDock™ Drain Side, Four Tool Wash Kit, One DryDock Tool in Exclusive Gray Resin
IWA-4-S-DD-18-S-GT	Ideal WashStation™ 4S + 18" DryDock™ Drain Side, Four Tool Wash Kit, One DryDock Tool in Graphite Wood Composite & Resin
IWA-4-S-DD-18-S-WH	Ideal WashStation™ 4S + 18" DryDock™ Drain Side, Four Tool Wash Kit, One DryDock Tool in Designer White Resin
IWA-4-S-BA	Ideal WashStation™ 4S with Four Tool Wash Kit Two Tools in Natural Golden Bamboo, Two Tools in Exclusive Gray Resin
IWA-4-S-GR	Ideal WashStation™ 4S with Four Tool Wash Kit in Exclusive Gray Resin
IWA-4-S-GT	Ideal WashStation™ 4S with Four Tool Wash Kit in Graphite Wood Composite and Resin
IWA-4-S-WH	Ideal WashStation™ 4S with Four Tool Wash Kit in Designer White Resin
IWA-4X3-C-BA	Ideal Corner WashStation™ 4X3C with Four Tool Wash Kit Two Tools in Natural Golden Bamboo, Two Tools in Exclusive Gray Resin
IWA-4X3-C-GR	Ideal Corner WashStation™ 4X3C with Four Tool Wash Kit in Exclusive Gray Resin
IWA-4X3-C-GT	Ideal Corner WashStation™ 4X3C with Four Tool Wash Kit in Graphite Wood Composite and Resin
IWA-4X3-C-WH	Ideal Corner WashStation™ 4X3C with Four Tool Wash Kit in Designer White Resin
IWA-4X4-C-BA	Ideal Corner WashStation™ 4X3C with Four Tool Wash Kit Two Tools in Natural Golden Bamboo, Two Tools in Exclusive Gray Resin
IWA-4X4-C-GR	Ideal Corner WashStation™ 4X4C with Four Tool Wash Kit in Exclusive Gray Resin
IWA-4X4-C-GT	Ideal Corner WashStation™ 4X4C with Four Tool Wash Kit in Graphite Wood Composite and Resin
IWA-4X4-C-WH	Ideal Corner WashStation™ 4X4C with Four Tool Wash Kit in Designer White Resin
IWF-79-HF	Water Filtration System High Flow 2.0gpm, 7900 Gallon Capacity, Fibercarbon Block <0.5 Micron
IWS-2-C-BA	Ideal Workstation 2C with Five Tool Culinary Kit in Natural Golden Bamboo
IWS-2-C-GR	Ideal Workstation 2C with Five Tool Culinary Kit in Exclusive Gray Resin
IWS-2-C-GT	Ideal Workstation 2C with Five Tool Culinary Kit in Graphite Wood Composite
IWS-2-C-WH	Ideal Workstation 2C with Five Tool Culinary Kit in Designer White Resin

Product Index

Sorted by product code

Product code	Description
IWS-30-S-DD-12-S-BA	Ideal Workstation 30S + 12" DryDock™ Drain Side, Five Tool Culinary Kit, One DryDock Tool in Natural Golden Bamboo
IWS-30-S-DD-12-S-GR	Ideal Workstation 30S + 12" DryDock™ Drain Side, Five Tool Culinary Kit, One DryDock Tool in Exclusive Gray Resin
IWS-30-S-DD-12-S-GT	Ideal Workstation 30S + 12" DryDock™ Drain Side, Five Tool Culinary Kit, One DryDock Tool in Graphite Wood Composite
IWS-30-S-DD-12-S-WH	Ideal Workstation 30S + 12" DryDock™ Drain Side, Five Tool Culinary Kit, One DryDock Tool in Designer White Resin
IWS-30-S-DD-18-S-BA	Ideal Workstation 30S + 18" DryDock™ Drain Side, Five Tool Culinary Kit, One DryDock Tool in Natural Golden Bamboo
IWS-30-S-DD-18-S-GR	Ideal Workstation 30S + 18" DryDock™ Drain Side, Five Tool Culinary Kit, One DryDock Tool in Exclusive Gray Resin
IWS-30-S-DD-18-S-GT	Ideal Workstation 30S + 18" DryDock™ Drain Side, Five Tool Culinary Kit, One DryDock Tool in Graphite Wood Composite
IWS-30-S-DD-18-S-WH	Ideal Workstation 30S + 18" DryDock™ Drain Side, Five Tool Culinary Kit, One DryDock Tool in Designer White Resin
IWS-30-S-BA	Ideal Workstation 30S with Five Tool Culinary Kit in Natural Golden Bamboo
IWS-30-S-GR	Ideal Workstation 30S with Five Tool Culinary Kit in Exclusive Gray Resin
IWS-30-S-GT	Ideal Workstation 30S with Five Tool Culinary Kit in Graphite Wood Composite
IWS-30-S-WH	Ideal Workstation 30S with Five Tool Culinary Kit in Designer White Resin
IWS-3-S-DD-12-S-BA	Ideal Workstation 3S + 12" DryDock™ Drain Side, Five Tool Culinary Kit, One DryDock Tool in Natural Golden Bamboo
IWS-3-S-DD-12-S-GR	Ideal Workstation 3S + 12" DryDock™ Drain Side, Five Tool Culinary Kit, One DryDock Tool in Exclusive Gray Resin
IWS-3-S-DD-12-S-GT	Ideal Workstation 3S + 12" DryDock™ Drain Side, Five Tool Culinary Kit, One DryDock Tool in Graphite Wood Composite
IWS-3-S-DD-12-S-WH	Ideal Workstation 3S + 12" DryDock™ Drain Side, Five Tool Culinary Kit, One DryDock Tool in Designer White Resin
IWS-3-S-DD-18-S-BA	Ideal Workstation 3S + 18" DryDock™ Drain Side, Five Tool Culinary Kit, One DryDock Tool in Natural Golden Bamboo
IWS-3-S-DD-18-S-GR	Ideal Workstation 3S + 18" DryDock™ Drain Side, Five Tool Culinary Kit, One DryDock Tool in Exclusive Gray Resin
IWS-3-S-DD-18-S-GT	Ideal Workstation 3S + 18" DryDock™ Drain Side, Five Tool Culinary Kit, One DryDock Tool in Graphite Wood Composite
IWS-3-S-DD-18-S-WH	Ideal Workstation 3S + 18" DryDock™ Drain Side, Five Tool Culinary Kit, One DryDock Tool in Designer White Resin
IWS-3-S-BA	Ideal Workstation 3S with Five Tool Culinary Kit in Natural Golden Bamboo
IWS-3-S-GR	Ideal Workstation 3S with Five Tool Culinary Kit in Exclusive Gray Resin
IWS-3-S-GT	Ideal Workstation 3S with Five Tool Culinary Kit in Graphite Wood Composite
IWS-3-S-WH	Ideal Workstation 3S with Five Tool Culinary Kit in Designer White Resin
IWS-3X4-C-BA	Ideal Corner Workstation 3X4C with Five Tool Culinary Kit in Natural Golden Bamboo
IWS-3X4-C-GR	Ideal Corner Workstation 3X4C with Five Tool Culinary Kit in Exclusive Gray Resin
IWS-3X4-C-GT	Ideal Corner Workstation 3X4C with Five Tool Culinary Kit in Graphite Wood Composite
IWS-3X4-C-WH	Ideal Corner Workstation 3X4C with Five Tool Culinary Kit in Designer White Resin
IWS-4-S-DD-12-S-BA	Ideal Workstation 4S + 12" DryDock™ Drain Side, Five Tool Culinary Kit, One DryDock Tool in Natural Golden Bamboo
IWS-4-S-DD-12-S-GR	Ideal Workstation 4S + 12" DryDock™ Drain Side, Five Tool Culinary Kit, One DryDock Tool in Exclusive Gray Resin
IWS-4-S-DD-12-S-GT	Ideal Workstation 4S + 12" DryDock™ Drain Side, Five Tool Culinary Kit, One DryDock Tool in Graphite Wood Composite
IWS-4-S-DD-12-S-WH	Ideal Workstation 4S + 12" DryDock™ Drain Side, Five Tool Culinary Kit, One DryDock Tool in Designer White Resin
IWS-4-S-DD-18-S-BA	Ideal Workstation 4S + 18" DryDock™ Drain Side, Five Tool Culinary Kit, One DryDock Tool in Natural Golden Bamboo
IWS-4-S-DD-18-S-GR	Ideal Workstation 4S + 18" DryDock™ Drain Side, Five Tool Culinary Kit, One DryDock Tool in Exclusive Gray Resin
IWS-4-S-DD-18-S-GT	Ideal Workstation 4S + 18" DryDock™ Drain Side, Five Tool Culinary Kit, One DryDock Tool in Graphite Wood Composite
IWS-4-S-DD-18-S-WH	Ideal Workstation 4S + 18" DryDock™ Drain Side, Five Tool Culinary Kit, One DryDock Tool in Designer White Resin
IWS-4-S-BA	Workstation 4S with Five Tool Culinary Kit in Natural Golden Bamboo
IWS-4-S-GR	Ideal Workstation 4S with Five Tool Culinary Kit in Exclusive Gray Resin
IWS-4-S-GT	Ideal Workstation 4S with Five Tool Culinary Kit in Graphite Wood Composite
IWS-4-S-WH	Ideal Workstation 4S with Five Tool Culinary Kit in Designer White Resin
IWS-4X3-C-BA	Ideal Corner Workstation 4X3C with Five Tool Culinary Kit in Natural Golden Bamboo
IWS-4X3-C-GR	Ideal Corner Workstation 4X3C with Five Tool Culinary Kit in Exclusive Gray Resin
IWS-4X3-C-GT	Ideal Corner Workstation 4X3C with Five Tool Culinary Kit in Graphite Wood Composite
IWS-4X3-C-WH	Ideal Corner Workstation 4X3C with Five Tool Culinary Kit in Designer White Resin
IWS-4X4-C-BA	Ideal Corner Workstation 4X4C with Five Tool Culinary Kit in Natural Golden Bamboo
IWS-4X4-C-GR	Ideal Corner Workstation 4X4C with Five Tool Culinary Kit in Exclusive Gray Resin
IWS-4X4-C-GT	Ideal Corner Workstation 4X4C with Five Tool Culinary Kit in Graphite Wood Composite
IWS-4X4-C-WH	Ideal Corner Workstation 4X4C with Five Tool Culinary Kit in Designer White Resin
IWS-5-S-BA	Ideal Workstation 5S with Eight Tool Culinary Kit in Natural Golden Bamboo
IWS-5-S-GR	Ideal Workstation 5S with Eight Tool Culinary Kit in Exclusive Gray Resin
IWS-5-S-GT	Ideal Workstation 5S with Eight Tool Culinary Kit in Graphite Wood Composite
IWS-5-S-WH	Ideal Workstation 5S with Eight Tool Culinary Kit in Designer White Resin
IWS-6-S-BA	Ideal Workstation 6S with Eight Tool Culinary Kit in Natural Golden Bamboo
IWS-6-S-GR	Ideal Workstation 6S with Eight Tool Culinary Kit in Exclusive Gray Resin
IWS-6-S-GT	Ideal Workstation 6S with Eight Tool Culinary Kit in Graphite Wood Composite
IWS-6-S-WH	Ideal Workstation 6S with Eight Tool Culinary Kit in Designer White Resin
IWS-7-S-BA	Ideal Workstation 7S with Eight Tool Culinary Kit in Natural Golden Bamboo
IWS-7-S-GR	Ideal Workstation 7S with Eight Tool Culinary Kit in Exclusive Gray Resin
IWS-7-S-GT	Ideal Workstation 7S with Eight Tool Culinary Kit in Graphite Wood Composite
IWS-7-S-WH	Ideal Workstation 7S with Eight Tool Culinary Kit in Designer White Resin
IWT-D-BSS-EF	Ideal Tap Eco-Flow in PVD Satin Black Stainless Steel
IWT-D-BSS-HF	Ideal Tap High-Flow in PVD Satin Black Stainless Steel
IWT-D-GSS-EF	Ideal Tap Eco-Flow in PVD Gun Metal Gray™ Stainless Steel
IWT-D-GSS-HF	Ideal Tap High-Flow in PVD Gun Metal Gray™ Stainless Steel
IWT-D-MSS-EF	Ideal Tap Eco-Flow in Matte Stainless Steel
IWT-D-MSS-HF	Ideal Tap High-Flow in Matte Stainless Steel
IWT-D-PSS-EF	Ideal Tap Eco-Flow in Polished Stainless Steel
IWT-D-PSS-HF	Ideal Tap High-Flow in Polished Stainless Steel
IWT-D-RSS-EF	Ideal Tap Eco-Flow in PVD Polished Rose Gold Stainless Steel
IWT-D-RSS-HF	Ideal Tap High-Flow in PVD Polished Rose Gold Stainless Steel
IWT-D-YSS-EF	Ideal Tap Eco-Flow in PVD Brushed Gold Stainless Steel
IWT-D-YSS-HF	Ideal Tap High-Flow in PVD Brushed Gold Stainless Steel
IWTF-D-BSS-EF	Ideal Tap Eco-Flow in PVD Satin Black Stainless Steel and Water Filtration System
IWTF-D-BSS-HF	Ideal Tap High-Flow in PVD Satin Black Stainless Steel and Water Filtration System
IWTF-D-GSS-EF	Ideal Tap Eco-Flow in PVD Gun Metal Gray™ Stainless Steel and Water Filtration System
IWTF-D-GSS-HF	Ideal Tap High-Flow in PVD Gun Metal Gray™ Stainless Steel and Water Filtration System

Product Index

Sorted by product code

Product code	Description
IWTF-D-MSS-EF	Ideal Tap Eco-Flow in Matte Stainless Steel and Water Filtration System
IWTF-D-MSS-HF	Ideal Tap High-Flow in Matte Stainless Steel and Water Filtration System
IWTF-D-PSS-EF	Ideal Tap Eco-Flow in Polished Stainless Steel and Water Filtration System
IWTF-D-PSS-HF	Ideal Tap High-Flow in Polished Stainless Steel and Water Filtration System
IWTF-D-RSS-EF	Ideal Tap Eco-Flow in PVD Polished Rose Gold Stainless Steel and Water Filtration System
IWTF-D-RSS-HF	Ideal Tap High-Flow in PVD Polished Rose Gold Stainless Steel and Water Filtration System
IWTF-D-YSS-EF	Ideal Tap Eco-Flow in PVD Brushed Gold Stainless Steel and Water Filtration System
IWTF-D-YSS-HF	Ideal Tap High-Flow in PVD Brushed Gold Stainless Steel and Water Filtration System
IWW-4-D-BA	Ideal Work&WashStation™ 4D with Five Tool Culinary Kit and Four Tool Wash Kit in Natural Golden Bamboo and Exclusive Gray Resin
IWW-4-D-GR	Ideal Work&WashStation™ 4D with Five Tool Culinary Kit and Four Tool Wash Kit in Exclusive Gray Resin
IWW-4-D-GT	Ideal Work&WashStation™ 4D with Five Tool Culinary Kit and Four Tool Wash Kit in Graphite Wood Composite and Resin
IWW-4-D-WH	Ideal Work&WashStation™ 4D with Five Tool Culinary Kit and Four Tool Wash Kit in Designer White Resin
IWW-5-D-BA	Ideal Work&WashStation™ 5D with Five Tool Culinary Kit and Four Tool Wash Kit in Natural Golden Bamboo and Exclusive Gray Resin
IWW-5-D-GR	Ideal Work&WashStation™ 5D with Five Tool Culinary Kit and Four Tool Wash Kit in Exclusive Gray Resin
IWW-5-D-GT	Ideal Work&WashStation™ 5D with Five Tool Culinary Kit and Four Tool Wash Kit in Graphite Wood Composite and Resin
IWW-5-D-WH	Ideal Work&WashStation™ 5D with Five Tool Culinary Kit and Four Tool Wash Kit in Designer White Resin
IWW-6-D-BA	Ideal Work&WashStation™ 6D with Five Tool Culinary Kit and Four Tool Wash Kit in Natural Golden Bamboo and Exclusive Gray Resin
IWW-6-D-GR	Ideal Work&WashStation™ 6D with Five Tool Culinary Kit and Four Tool Wash Kit in Exclusive Gray Resin
IWW-6-D-GT	Ideal Work&WashStation™ 6D with Five Tool Culinary Kit and Four Tool Wash Kit in Graphite Wood Composite and Resin
IWW-6-D-WH	Ideal Work&WashStation™ 6D with Five Tool Culinary Kit and Four Tool Wash Kit in Designer White Resin
IWW-7-D-BA	Ideal Work&WashStation™ 7D with Eight Tool Culinary Kit and Four Tool Wash Kit in Natural Golden Bamboo and Exclusive Gray Resin
IWW-7-D-GR	Ideal Work&WashStation™ 7D with Eight Tool Culinary Kit and Four Tool Wash Kit in Exclusive Gray Resin
IWW-7-D-GT	Ideal Work&WashStation™ 7D with Eight Tool Culinary Kit and Four Tool Wash Kit in Graphite Wood Composite and Resin
IWW-7-D-WH	Ideal Work&WashStation™ 7D with Eight Tool Culinary Kit and Four Tool Wash Kit in Designer White Resin
KB-04-C-BA	Countertop Recessed Magnetic Knife Block in Natural Golden Bamboo
KB-04-C-GT	Countertop Recessed Magnetic Knife Block in Graphite Wood Composite
KB-04-C-WA	Countertop Recessed Magnetic Knife Block in American Black Walnut
KSO-18-C-SS	Basin Portion of IBS 18C in Angel Finish 316L Stainless Steel
KSO-2-C-SS	Basin Portion of IWS 2C, IWA 2C, IBS 2C in Angel Finish 316L Stainless Steel
KSO-30-S-DS-12-S-SS	Basin Portion of IWS 30S + DD12, IWA 30S + DD12 in Angel Finish 316L Stainless Steel
KSO-30-S-DS-18-S-SS	Basin Portion of IWS 30S + DD18, IWA 30S + DD18 in Angel Finish 316L Stainless Steel
KSO-30-S-SS	Basin Portion of IWS 30S, IWA 30S in Angel Finish 316L Stainless Steel
KSO-3-S-DS-12-S-SS	Basin Portion of IWS 3S + DD12, IWA 3S + DD12 in Angel Finish 316L Stainless Steel
KSO-3-S-DS-18-S-SS	Basin Portion of IWS 3S + DD18, IWA 3S + DD18 in Angel Finish 316L Stainless Steel
KSO-3-S-SS	Basin Portion of IWS 3S, IWA 3S in Angel Finish 316L Stainless Steel
KSO-3X4-C-SS	Basin Portion of IWS 3X4C, IWA 3X4C in Angel Finish 316L Stainless Steel
KSO-4-D-SS	Basin Portion of IWA 4D, IWW 4D in Angel Finish 316L Stainless Steel
KSO-4-S-DS-12-S-SS	Basin Portion of IWS 4S + DD12, IWA 4S + DD12 in Angel Finish 316L Stainless Steel
KSO-4-S-DS-18-S-SS	Basin Portion of IWS 4S + DD18, IWA 4S + DD18 in Angel Finish 316L Stainless Steel
KSO-4-S-SS	Basin Portion of IWS 4S, IWA 4S in Angel Finish 316L Stainless Steel
KSO-4X3-C-SS	Basin Portion of IWS 4X3C, IWA 4X3C in Angel Finish 316L Stainless Steel
KSO-4X4-C-SS	Basin Portion of IWS 4X4C, IWA 4X4C in Angel Finish 316L Stainless Steel
KSO-5-D-SS	Basin Portion of IWW 5D in Angel Finish 316L Stainless Steel
KSO-5-S-SS	Basin Portion of IWS 5S in Angel Finish 316L Stainless Steel
KSO-6-D-SS	Basin Portion of IWW 6D in Angel Finish 316L Stainless Steel
KSO-6-S-SS	Basin Portion of IWS 6S in Angel Finish 316L Stainless Steel
KSO-7-D-SS	Basin Portion of IWW 7D in Angel Finish 316L Stainless Steel
KSO-7-S-SS	Basin Portion of IWS 7S in Angel Finish 316L Stainless Steel
LKT-3T-BA	Corner Kit including Three Tools in Natural Golden Bamboo
LKT-3T-GR	Corner Kit including Three Tools in Exclusive Gray Resin
LKT-3T-GT	Corner Kit including Three Tools in Graphite Wood Composite
LKT-3T-WH	Corner Kit including Three Tools in Designer White Resin
M-DRN-MSS	Manual Strainer Basket 3-1/2" in Angel Finish Stainless Steel
MG-05-0-SS	Mini Grate Only for Utensil Caddy 4-1/2" x 4-1/2" in Stainless Steel
OKT-5T-GR	Outdoor Kit including Five Tools in Exclusive Gray Resin
OKT-5T-GT	Outdoor Kit including Five Tools in Graphite Wood Composite
OKT-5T-WH	Outdoor Kit including Five Tools in Designer White Resin
P1-12-L-ADA-BA	Lower Tier ADA Platform Only 12-1/4" x 17" for ADA Mixing Bowl 11" and Colander 11" in Natural Golden Bamboo
P1-12-L-BA	Lower Tier ADA Platform Only 12-1/4" x 17" for Mixing Bowl 11" and Colander 11" in Natural Golden Bamboo
P1-12-L-ADA-GR	Lower Tier ADA Platform Only 12-1/4" x 17" for ADA Mixing Bowl 11" and Colander 11" in Exclusive Gray Resin
P1-12-L-GR	Lower Tier Platform Only 12-1/4" x 17" for Mixing Bowl 11" and Colander 11" in Exclusive Gray Resin
P1-12-L-ADA-GT	Lower Tier ADA Platform Only 12-1/4" x 17" for ADA Mixing Bowl 11" and Colander 11" in Graphite Wood Composite
P1-12-L-GT	Lower Tier Platform Only 12-1/4" x 17" for Mixing Bowl 11" and Colander 11" in Graphite Wood Composite
P1-12-L-ADA-WH	Lower Tier ADA Platform Only 12-1/4" x 17" for ADA Mixing Bowl 11" and Colander 11" in Designer White Resin
P1-12-L-WH	Lower Tier Platform Only 12-1/4" x 17" for Mixing Bowl 11" and Colander 11" in Designer White Resin
P2-17-D-ADA-BA	Dual Tier ADA Platform Only 17" x 18" for ADA Mixing Bowl 11" and Colander 11" in Natural Golden Bamboo
P2-17-D-BA	Dual Tier Platform Only 17" x 18" for Mixing Bowl 11" and Colander 11" in Natural Golden Bamboo
P2-17-D-ADA-GR	Dual Tier ADA Platform Only 17" x 18" for ADA Mixing Bowl 11" and Colander 11" in Exclusive Gray Resin
P2-17-D-GR	Dual Tier Platform Only 17" x 18" for Mixing Bowl 11" and Colander 11" in Exclusive Gray Resin
P2-17-D-ADA-GT	Dual Tier ADA Platform Only 17" x 18" for ADA Mixing Bowl 11" and Colander 11" in Graphite Wood Composite
P2-17-D-GT	Dual Tier Platform Only 17" x 18" for Mixing Bowl 11" and Colander 11" in Graphite Wood Composite
P2-17-D-ADA-WH	Dual Tier ADA Platform Only 17" x 18" for ADA Mixing Bowl 11" and Colander 11" in Designer White Resin
P2-17-D-WH	Dual Tier Platform Only 17" x 18" for Mixing Bowl 11" and Colander 11" in Designer White Resin
P3-17-D-BA	Dual Tier Platform Only for Wash & Serve Set 17" x 18" in Natural Golden Bamboo
P3-17-D-GR	Dual Tier Platform Only for Wash & Serve Set 17" x 18" in Exclusive Gray Resin
P3-17-D-GT	Dual Tier Platform Only for Wash & Serve Set 17" x 18" in Graphite Wood Composite

Product Index

Sorted by product code

Product code	Description
P3-17-D-WH	Dual Tier Platform Only for Wash & Serve Set 17" x 18" in Designer White Resin
P4-17-C-BA	Lower Tier Corner Platform Only for Wash & Serve Set 17-1/2" x 17-1/2" in Natural Golden Bamboo
P4-17-C-GR	Lower Tier Corner Platform Only for Wash & Serve Set 17-1/2" x 17-1/2" in Exclusive Gray Resin
P4-17-C-GT	Lower Tier Corner Platform Only for Wash & Serve Set 17-1/2" x 17-1/2" in Graphite Wood Composite
P4-17-C-WH	Lower Tier Corner Platform Only for Wash & Serve Set 17-1/2" x 17-1/2" in Designer White Resin
P5-7X7-BA	HydroPlate Platform Only 7" x 7" in Natural Golden Bamboo
P5-7X7-GR	HydroPlate Platform Only 7" x 7" in Exclusive Gray Resin
P5-7X7-GT	HydroPlate Platform Only 7" x 7" in Graphite Wood Composite
P5-7X7-WH	HydroPlate Platform Only 7" x 7" in Designer White Resin
PC-04-0-SS	Cylinder Only 4-1/2" for Utensil Caddy in Stainless Steel
P-DRN-CIT	Pop-up Basin Strainer & Stopper in Citrine
PFT-RO-SS	Ideal Pot Filler Tap Required Rough-in Part
RFC-79-HF	Replacement Cartridge for Water Filtration System
S1-06-U-BA	Upper Tier Garnish Board Platform Only 6" x 18" in Natural Golden Bamboo
S1-06-U-GR	Upper Tier Garnish Board Platform Only 6" x 18" in Exclusive Gray Resin
S1-06-U-GT	Upper Tier Garnish Board Platform Only 6" x 18" in Graphite Wood Composite
S1-06-U-WH	Upper Tier Garnish Board Platform Only 6" x 18" in Designer White Resin
S2-17-D-BA	Dual Tier Serving Board Platform Only 17" x 18" in Natural Golden Bamboo
S2-17-D-GR	Dual Tier Serving Board Platform Only 17" x 18" in Exclusive Gray Resin
S2-17-D-GT	Dual Tier Serving Board Platform Only 17" x 18" in Graphite Wood Composite
S2-17-D-WH	Dual Tier Serving Board Platform Only 17" x 18" in Designer White Resin
S3-09-U-BA	Upper Tier Condiment Serving Board Platform Only 9" x 18" in Natural Golden Bamboo
S3-09-U-GR	Upper Tier Condiment Serving Board Platform Only 9" x 18" in Exclusive Gray Resin
S3-09-U-GT	Upper Tier Condiment Serving Board Platform Only 9" x 18" in Graphite Wood Composite
S3-09-U-WH	Upper Tier Condiment Serving Board Platform Only 9" x 18" in Designer White Resin
S4-06-U-BA	Upper Tier Utensil Caddy Board Platform Only 6" x 18" in Natural Golden Bamboo
S4-06-U-GR	Upper Tier Utensil Caddy Board Platform Only 6" x 18" in Exclusive Gray Resin
S4-06-U-GT	Upper Tier Utensil Caddy Board Platform Only 6" x 18" in Graphite Wood Composite
S4-06-U-WH	Upper Tier Utensil Caddy Board Platform Only 6" x 18" in Designer White Resin
SB-06-U-BA	Upper Tier Garnish Board 6" x 18" with Four Stainless Steel Bowls 4" in Natural Golden Bamboo
SB-06-U-GR	Upper Tier Garnish Board 6" x 18" with Four Stainless Steel Bowls 4" in Exclusive Gray Resin
SB-06-U-GT	Upper Tier Garnish Board 6" x 18" with Four Stainless Steel Bowls 4" in Graphite Wood Composite
SB-06-U-WH	Upper Tier Garnish Board 6" x 18" with Four Stainless Steel Bowls 4" in Designer White Resin
SB-09-U-BA	Upper Tier Condiment Serving Board 9" x 18" with Three Stainless Steel Containers and Lids in Natural Golden Bamboo
SB-09-U-GR	Upper Tier Condiment Serving Board 9" x 18" with Three Stainless Steel Containers and Lids in Exclusive Gray Resin
SB-09-U-GT	Upper Tier Condiment Serving Board 9" x 18" with Three Stainless Steel Containers and Lids in Graphite Wood Composite
SB-09-U-WH	Upper Tier Condiment Serving Board 9" x 18" with Three Stainless Steel Containers and Lids in Designer White Resin
SB-17-D-BA	Dual Tier Condiment Serving Board 17" x 18" with Six Stainless Steel Containers and Lids in Natural Golden Bamboo
SB-17-D-GR	Dual Tier Condiment Serving Board 17" x 18" with Six Stainless Steel Containers and Lids in Exclusive Gray Resin
SB-17-D-GT	Dual Tier Condiment Serving Board 17" x 18" with Six Stainless Steel Containers and Lids in Graphite Wood Composite
SB-17-D-WH	Dual Tier Condiment Serving Board 17" x 18" with Six Stainless Steel Containers and Lids in Designer White Resin
SD-00-B-GR	Bottom Basin Divider 7-1/2" x 15-3/4" with Two Suction Cups in Exclusive Gray Resin
SD-00-B-WH	Bottom Basin Divider 7-1/2" x 15-3/4" with Two Suction Cups in Designer White Resin
Stopper	Flat Stopper for Wash Basin 15" in Gray
UC-06-U-BA	Upper Tier Utensil Caddy 6" x 18" with Mini Grate and Two Cylinders in Natural Golden Bamboo
UC-06-U-GR	Upper Tier Utensil Caddy 6" x 18" with Mini Grate and Two Cylinders in Exclusive Gray Resin
UC-06-U-GT	Upper Tier Utensil Caddy 6" x 18" with Mini Grate and Two Cylinders in Graphite Wood Composite
UC-06-U-WH	Upper Tier Utensil Caddy 6" x 18" with Mini Grate and Two Cylinders in Designer White Resin
UD-06-I-BA	Upper Deck™ 6" x 19" Section in Natural Golden Bamboo
UD-06-I-GR	Upper Deck™ 6" x 19" Section in Exclusive Gray Resin
UD-06-I-GT	Upper Deck™ 6" x 19" Section in Graphite Wood Composite
UD-06-I-WH	Upper Deck™ 6" x 19" Section in Designer White Resin
UD-09-I-BA	Upper Deck™ 9" x 19" Section in Natural Golden Bamboo
UD-09-I-GR	Upper Deck™ 9" x 19" Section in Exclusive Gray Resin
UD-09-I-GT	Upper Deck™ 9" x 19" Section in Graphite Wood Composite
UD-09-I-WH	Upper Deck™ 9" x 19" Section in Designer White Resin
UD-12-I-BA	Upper Deck™ 12" x 19" Section in Natural Golden Bamboo
UD-12-I-GR	Upper Deck™ 12" x 19" Section in Exclusive Gray Resin
UD-12-I-GT	Upper Deck™ 12" x 19" Section in Graphite Wood Composite
UD-12-I-WH	Upper Deck™ 12" x 19" Section in Designer White Resin
UD-18-2P-BA	Upper Deck™ Two Piece Set for IBS 18C in Natural Golden Bamboo
UD-18-2P-GR	Upper Deck™ Two Piece Set for IBS 18C in Exclusive Gray Resin
UD-18-2P-GT	Upper Deck™ Two Piece Set for IBS 18C in Graphite Wood Composite
UD-18-2P-WH	Upper Deck™ Two Piece Set for IBS 18C in Designer White Resin
UD-18-I-BA	Upper Deck™ 18" x 19" Section in Natural Golden Bamboo
UD-18-I-GR	Upper Deck™ 18" x 19" Section in Exclusive Gray Resin
UD-18-I-GT	Upper Deck™ 18" x 19" Section in Graphite Wood Composite
UD-18-I-WH	Upper Deck™ 18" x 19" Section in Designer White Resin
UD-2-2P-BA	Upper Deck™ Two Piece Set for IWS 2C, IWA 2C, IBS 2C in Natural Golden Bamboo
UD-2-2P-GR	Upper Deck™ Two Piece Set for IWS 2C, IWA 2C, IBS 2C in Exclusive Gray Resin
UD-2-2P-GT	Upper Deck™ Two Piece Set for IWS 2C, IWA 2C, IBS 2C in Graphite Wood Composite
UD-2-2P-WH	Upper Deck™ Two Piece Set for IWS 2C, IWA 2C, IBS 2C in Designer White Resin
UD-20-C-I-BA	Upper Deck™ 20" x 19" Section for Corner in Natural Golden Bamboo
UD-20-C-I-GR	Upper Deck™ 20" x 19" Section for Corner in Exclusive Gray Resin
UD-20-C-I-GT	Upper Deck™ 20" x 19" Section for Corner in Graphite Wood Composite
UD-20-C-I-WH	Upper Deck™ 20" x 19" Section for Corner in Designer White Resin

Product Index

Sorted by product code

Product code	Description
UD-24-I-BA	Upper Deck™ 24" x 19" Section in Natural Golden Bamboo
UD-24-I-GR	Upper Deck™ 24" x 19" Section in Exclusive Gray Resin
UD-24-I-GT	Upper Deck™ 24" x 19" Section in Graphite Wood Composite
UD-24-I-WH	Upper Deck™ 24" x 19" Section in Designer White Resin
UD-30-12-3P-BA	Upper Deck™ Three Piece Set for IWS 30S + DD12, IWA 30S + DD12 in Natural Golden Bamboo
UD-30-12-3P-GR	Upper Deck™ Three Piece Set for IWS 30S + DD12, IWA 30S + DD12 in Exclusive Gray Resin
UD-30-12-3P-GT	Upper Deck™ Three Piece Set for IWS 30S + DD12, IWA 30S + DD12 in Graphite Wood Composite
UD-30-12-3P-WH	Upper Deck™ Three Piece Set for IWS 30S + DD12, IWA 30S + DD12 in Designer White Resin
UD-30-18-3P-BA	Upper Deck™ Three Piece Set for IWS 30S + DD18, IWA 30S + DD18 in Natural Golden Bamboo
UD-30-18-3P-GR	Upper Deck™ Three Piece Set for IWS 30S + DD18, IWA 30S + DD18 in Exclusive Gray Resin
UD-30-18-3P-GT	Upper Deck™ Three Piece Set for IWS 30S + DD18, IWA 30S + DD18 in Graphite Wood Composite
UD-30-18-3P-WH	Upper Deck™ Three Piece Set for IWS 30S + DD18, IWA 30S + DD18 in Designer White Resin
UD-30-2P-BA	Upper Deck™ Two Piece Set for IWS 30S, IWA 30S in Natural Golden Bamboo
UD-30-2P-GR	Upper Deck™ Two Piece Set for IWS 30S, IWA 30S in Exclusive Gray Resin
UD-30-2P-GT	Upper Deck™ Two Piece Set for IWS 30S, IWA 30S in Graphite Wood Composite
UD-30-2P-WH	Upper Deck™ Two Piece Set for IWS 30S, IWA 30S in Designer White Resin
UD-3-12-3P-BA	Upper Deck™ Three Piece Set for IWS 3S + DD12, IWA 3S + DD12 in Natural Golden Bamboo
UD-3-12-3P-GR	Upper Deck™ Three Piece Set for IWS 3S + DD12, IWA 3S + DD12 in Exclusive Gray Resin
UD-3-12-3P-GT	Upper Deck™ Three Piece Set for IWS 3S + DD12, IWA 3S + DD12 in Graphite Wood Composite
UD-3-12-3P-WH	Upper Deck™ Three Piece Set for IWS 3S + DD12, IWA 3S + DD12 in Designer White Resin
UD-3-18-3P-BA	Upper Deck™ Three Piece Set for IWS 3S + DD18, IWA 3S + DD18 in Natural Golden Bamboo
UD-3-18-3P-GR	Upper Deck™ Three Piece Set for IWS 3S + DD18, IWA 3S + DD18 in Exclusive Gray Resin
UD-3-18-3P-GT	Upper Deck™ Three Piece Set for IWS 3S + DD18, IWA 3S + DD18 in Graphite Wood Composite
UD-3-18-3P-WH	Upper Deck™ Three Piece Set for IWS 3S + DD18, IWA 3S + DD18 in Designer White Resin
UD-3-2P-BA	Upper Deck™ Two Piece Set for IWS 3S, IWA 3S in Natural Golden Bamboo
UD-3-2P-GR	Upper Deck™ Two Piece Set for IWS 3S, IWA 3S in Exclusive Gray Resin
UD-3-2P-GT	Upper Deck™ Two Piece Set for IWS 3S, IWA 3S in Graphite Wood Composite
UD-3-2P-WH	Upper Deck™ Two Piece Set for IWS 3S, IWA 3S in Designer White Resin
UD-4-12-3P-BA	Upper Deck™ Three Piece Set for IWS 4S + DD12, IWA 4S + DD12 in Natural Golden Bamboo
UD-4-12-3P-GR	Upper Deck™ Three Piece Set for IWS 4S + DD12, IWA 4S + DD12 in Exclusive Gray Resin
UD-4-12-3P-GT	Upper Deck™ Three Piece Set for IWS 4S + DD12, IWA 4S + DD12 in Graphite Wood Composite
UD-4-12-3P-WH	Upper Deck™ Three Piece Set for IWS 4S + DD12, IWA 4S + DD12 in Designer White Resin
UD-4-18-3P-BA	Upper Deck™ Three Piece Set for IWS 4S + DD18, IWA 4S + DD18 in Natural Golden Bamboo
UD-4-18-3P-GR	Upper Deck™ Three Piece Set for IWS 4S + DD18, IWA 4S + DD18 in Exclusive Gray Resin
UD-4-18-3P-GT	Upper Deck™ Three Piece Set for IWS 4S + DD18, IWA 4S + DD18 in Graphite Wood Composite
UD-4-18-3P-WH	Upper Deck™ Three Piece Set for IWS 4S + DD18, IWA 4S + DD18 in Designer White Resin
UD-4-2P-BA	Upper Deck™ Two Piece Set for IWS 4S, IWA 4S, 4D, IWW 4D in Natural Golden Bamboo
UD-4-2P-GR	Upper Deck™ Two Piece Set for IWS 4S, IWA 4S, 4D, IWW 4D in Exclusive Gray Resin
UD-4-2P-GT	Upper Deck™ Two Piece Set for IWS 4S, IWA 4S, 4D, IWW 4D in Graphite Wood Composite
UD-4-2P-WH	Upper Deck™ Two Piece Set for IWS 4S, IWA 4S, 4D, IWW 4D in Designer White Resin
UD-4X3-3P-BA	Upper Deck™ Three Piece Set for IWS 3X4C, 4X3C, IWA 3X4C, 4X3C in Natural Golden Bamboo
UD-4X3-3P-GR	Upper Deck™ Three Piece Set for IWS 3X4C, 4X3C, IWA 3X4C, 4X3C in Exclusive Gray Resin
UD-4X3-3P-GT	Upper Deck™ Three Piece Set for IWS 3X4C, 4X3C, IWA 3X4C, 4X3C in Graphite Wood Composite
UD-4X3-3P-WH	Upper Deck™ Three Piece Set for IWS 3X4C, 4X3C, IWA 3X4C, 4X3C in Designer White Resin
UD-4X4-3P-BA	Upper Deck™ Three Piece Set for IWS 4X4C, IWA 4X4C in Natural Golden Bamboo
UD-4X4-3P-GR	Upper Deck™ Three Piece Set for IWS 4X4C, IWA 4X4C in Exclusive Gray Resin
UD-4X4-3P-GT	Upper Deck™ Three Piece Set for IWS 4X4C, IWA 4X4C in Graphite Wood Composite
UD-4X4-3P-WH	Upper Deck™ Three Piece Set for IWS 4X4C, IWA 4X4C in Designer White Resin
UD-5-3P-BA	Upper Deck™ Three Piece Set for IWS 5S, IWW 5D in Natural Golden Bamboo
UD-5-3P-GR	Upper Deck™ Three Piece Set for IWS 5S, IWW 5D in Exclusive Gray Resin
UD-5-3P-GT	Upper Deck™ Three Piece Set for IWS 5S, IWW 5D in Graphite Wood Composite
UD-5-3P-WH	Upper Deck™ Three Piece Set for IWS 5S, IWW 5D in Designer White Resin
UD-6-3P-BA	Upper Deck™ Three Piece Set for IWS 6S, IWW 6D in Natural Golden Bamboo
UD-6-3P-GR	Upper Deck™ Three Piece Set for IWS 6S, IWW 6D in Exclusive Gray Resin
UD-6-3P-GT	Upper Deck™ Three Piece Set for IWS 6S, IWW 6D in Graphite Wood Composite
UD-6-3P-WH	Upper Deck™ Three Piece Set for IWS 6S, IWW 6D in Designer White Resin
UD-7-4P-BA	Upper Deck™ Four Piece Set for IWS 7S, IWW 7D in Natural Golden Bamboo
UD-7-4P-GR	Upper Deck™ Four Piece Set for IWS 7S, IWW 7D in Exclusive Gray Resin
UD-7-4P-GT	Upper Deck™ Four Piece Set for IWS 7S, IWW 7D in Graphite Wood Composite
UD-7-4P-WH	Upper Deck™ Four Piece Set for IWS 7S, IWW 7D in Designer White Resin
W1-15-0-SS	Wash Basin 15-1/2" x 6-5/8" in Stainless Steel
WB-12-L-GR	Lower Tier Wash Bowl 12" x 17" in Exclusive Gray Resin
WB-12-L-GT	Lower Tier Wash Bowl 12" x 17" in Graphite Resin
WB-12-L-WH	Lower Tier Wash Bowl 12" x 17" in Designer White Resin
WC-06-L-GR	Lower Tier Wash Caddy 6" x 17" in Exclusive Gray Resin
WC-06-L-GT	Lower Tier Wash Caddy 6" x 17" in Graphite Resin
WC-06-L-WH	Lower Tier Wash Caddy 6" x 17" in Designer White Resin
WKT-4T-BA	Wash Kit including Four Tools, Two Tools in Natural Golden Bamboo, Two Tools in Exclusive Gray Resin
WKT-4T-GR	Wash Kit including Four Tools in Exclusive Gray Resin
WKT-4T-GT	Wash Kit including Four Tools in Graphite Wood Composite and Resin
WKT-4T-WH	Wash Kit including Four Tools in Designer White Resin
WM-17-C-BA	Lower Tier Corner Wash & Serve Set with Wash Basin & Large Serving Bowl in Stainless Steel, Platform in Natural Golden Bamboo
WM-17-C-GR	Lower Tier Corner Wash & Serve Set with Wash Basin & Large Serving Bowl in Stainless Steel, Platform in Exclusive Gray Resin
WM-17-C-GT	Lower Tier Corner Wash & Serve Set with Wash Basin & Large Serving Bowl in Stainless Steel, Platform in Graphite Wood Composite
WM-17-C-WH	Lower Tier Corner Wash & Serve Set with Wash Basin & Large Serving Bowl in Stainless Steel, Platform in Designer White Resin
WM-17-D-BA	Dual Tier Wash & Serve Set with Wash Basin & Large Serving Bowl in Stainless Steel, Platform in Natural Golden Bamboo

Product Index

Sorted by product code

Product code

WM-17-D-GR

WM-17-D-GT

WM-17-D-WH

WW-04-0-SS

Description

Dual Tier Wash & Serve Set with Wash Basin & Large Serving Bowl in Stainless Steel, Platform in Exclusive Gray Resin

Dual Tier Wash & Serve Set with Wash Basin & Large Serving Bowl in Stainless Steel, Platform in Graphite Wood Composite

Dual Tier Wash & Serve Set with Wash Basin & Large Serving Bowl in Stainless Steel, Platform in Designer White Resin

Wedge Wire Grate Only for HydroPlate 4" x 4" in Stainless Steel

Notes

This image shows a full page of blank, lined paper. It features approximately 20 evenly spaced horizontal grey lines across its entire width, typical of notebook or composition paper. The background is white, and there are no margins, text, or other markings present.

This image shows a single page from a notebook. At the top left, the word "Notes" is printed in an orange font. Below it, the page is filled with horizontal grey ruling lines. On the far left edge, there is a vertical orange strip containing the word "Notes" written vertically. At the bottom of the page, there are three elements: the website address "THEGALLEY.COM" on the left, the page number "125" in the center, and a small orange tab on the right.

Notes

Sold exclusively through independent specialty plumbing, appliance and kitchen design showrooms.



The Galley, LLC Headquarters & Showroom

12626 South Memorial Drive
Bixby, OK 74008

The Galley Midwest Office & Showcase

The Merchandise Mart, First Floor
Chicago, IL 60654

TheGalley.com

800 375 4255



Part No. G-SC-2021
Printed in the U.S.A. 07/2021

© 2021 The Galley, LLC
All rights reserved.

The Galley reserves the right to change, without previous notice, materials, finishes, and drawings of the products in this catalog.