


4'X3' Upper Deck® Set


For IWS-4X3-C, IWS-3X4-C, IWA-4X3-C and IWA-3X4-C

UD-4X3-3P-BA




Natural Golden Bamboo

UD-4X3-3P-GT



Graphite Wood Composite

UD-4X3-3P-WH



Designer White Resin

UD-4X3-3P-GR



Exclusive Gray Resin

Specifications

4'X3' Upper Deck set

(1) 12", (1) 24", (1) 20" Corner sections

19" deep

Cover system and third tier work surface

Sits in 18" deep**

Requires 1/4" clearance below countertop surface†

Material Thickness

Natural Golden Bamboo: 3/4"

(sits above countertop 1/2")

Graphite Wood Composite: 1/2"

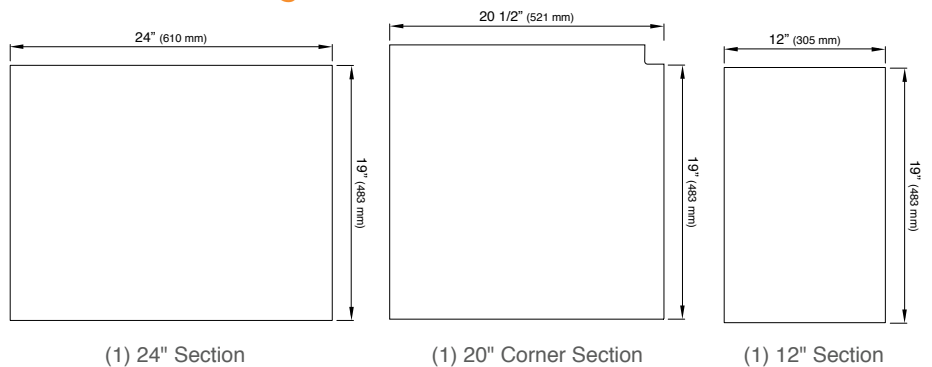
(sits above countertop 1/4")

Exclusive Gray Resin: 5/8"

Designer White Resin: 5/8"

(sits above countertop 3/8")

Technical Drawing



† The Upper Deck requires a 1/4" clearance below the surface of the countertop. If the countertop thickness is 2cm or less, Bamboo Upper Deck sections will not have the needed clearance to function above the Upper Tier Culinary Tools. Custom options are available for countertops that are 1/2" or less in thickness.