

4' Upper Deck® Set

For IWS-4-S, IWA-4-S, IWA-4-D and IWW-4-D

UD-4-2P-BA



24" 24"

Natural Golden Bamboo


UD-4-2P-GT



24" 24"

Graphite Wood Composite


UD-4-2P-WH



24" 24"

Designer White Resin

UD-4-2P-GR



24" 24"

Exclusive Gray Resin

Specifications

4' Upper Deck set
(2) 24" sections
19" deep
Cover system and third tier work surface
Sits in 18" deep**
Requires 1/4" clearance below
countertop surface†

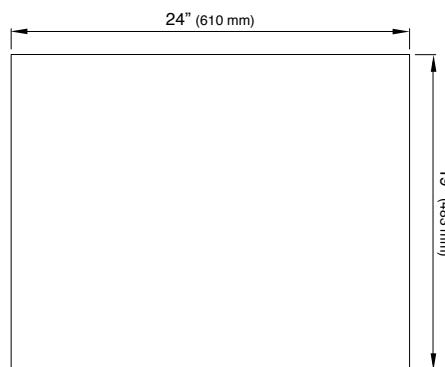
Material Thickness

Natural Golden Bamboo: 3/4"
(sits above countertop 1/2")

Graphite Wood Composite: 1/2"
(sits above countertop 1/4")

Exclusive Gray Resin: 5/8"
Designer White Resin: 5/8"
(sits above countertop 3/8")

Technical Drawing



(2) 24" Upper Deck Sections

† The Upper Deck requires a 1/4" clearance below the surface of the countertop. If the countertop thickness is 2cm or less, Bamboo Upper Deck sections will not have the needed clearance to function above the Upper Tier Culinary Tools. Custom options are available for countertops that are 1/2" or less in thickness.