

# 30" Upper Deck® Set

For IWS-30-S, IWA-30-S

**UD-30-2P-BA**




18"

12"

Natural Golden Bamboo

**UD-30-2P-GT**




18"

12"

Graphite Wood Composite

**UD-30-2P-WH**



18"

12"

Designer White Resin

**UD-30-2P-GR**



18"

12"

Exclusive Gray Resin

## Specifications

30" Upper Deck set

(1) 18" section, (1) 12" section

19" deep

Cover system and third tier work surface

Sits in 18" deep\*\*

Requires 1/4" clearance below countertop surface†

## Material Thickness

Natural Golden Bamboo: 3/4"

(sits above countertop 1/2")

Graphite Wood Composite: 1/2"

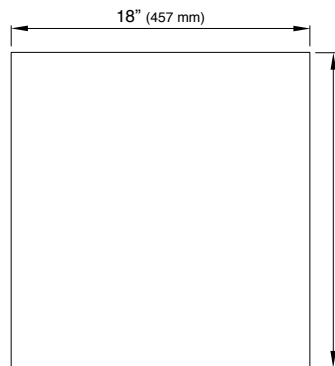
(sits above countertop 1/4")

Exclusive Gray Resin: 5/8"

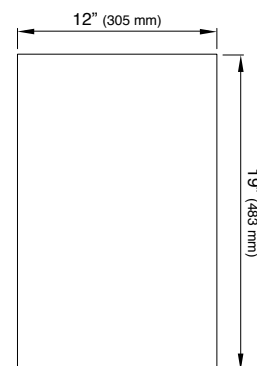
Designer White Resin: 5/8"

(sits above countertop 3/8")

## Technical Drawing



(1) 18" Upper Deck Section



(1) 12" Upper Deck Section

† The Upper Deck requires a 1/4" clearance below the surface of the countertop. If the countertop thickness is 2cm or less, Bamboo Upper Deck sections will not have the needed clearance to function above the Upper Tier Culinary Tools. Custom options are available for countertops that are 1/2" or less in thickness.