


4'X4' Upper Deck® Set


For IWS-4X4-C and IWA-4X4-C

UD-4X4-3P-WA



24" 24" 20"
American Black Walnut

UD-4X4-3P-GT




24" 24" 20"
Graphite Wood Composite

UD-4X4-3P-BA




24" 24" 20"
Natural Golden Bamboo

UD-4X4-3P-GR



24" 24" 20"
Exclusive Gray Resin

UD-4X4-3P-WH



24" 24" 20"
Designer White Resin

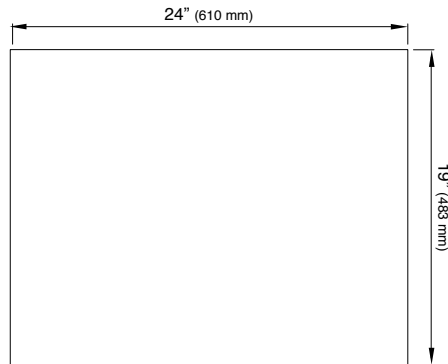
Specifications

4'X4' Upper Deck set
(2) 24" sections, (1) 20" section
19" deep
Cover system and third tier work surface
Sits in 18" deep
Requires 1/4" clearance below countertop surface*

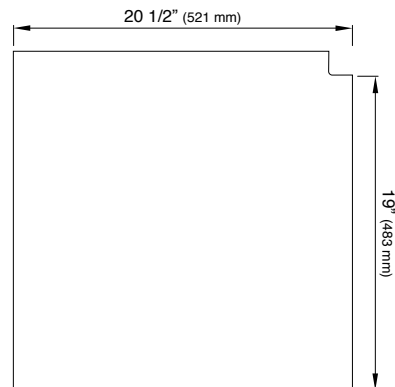
Material Thickness

American Black Walnut: 3/4" (sits above countertop 1/2")
Graphite Wood Composite: 1/2" (sits above countertop 1/4")
Natural Golden Bamboo: 3/4" (sits above countertop 1/2")
Exclusive Gray Resin: 5/8" (sits above countertop 3/8")
Designer White Resin: 5/8" (sits above countertop 3/8")

Technical Drawing



(2) 24" Upper Deck Sections



(1) 20" Corner Section

*The Upper Deck requires a 1/4" clearance below the surface of the countertop. If the countertop thickness is 3/4" or less, Walnut or Bamboo Upper Deck sections will not have the clearance to function above the Upper Tier Culinary Tools.