


4'X3' Upper Deck® Set

For IWS-4X3-C, IWS-3X4-C, IWA-4X3-C and IWA-3X4-C


UD-4X3-3P-WA



12" 24" 20"

American Black Walnut

UD-4X3-3P-GT



12" 24" 20"

Graphite Wood Composite


UD-4X3-3P-BA



12" 24" 20"

Natural Golden Bamboo


UD-4X3-3P-GR



12" 24" 20"

Exclusive Gray Resin

UD-4X3-3P-WH



12" 24" 20"

Designer White Resin

Specifications

4'X3' Upper Deck set

(1) 12", (1) 24", (1) 20" Corner section

19" deep

Cover system and third tier work surface

Sits in 18" deep

Requires 1/4" clearance below countertop surface*

Material Thickness

American Black Walnut: 3/4" (sits above countertop 1/2")

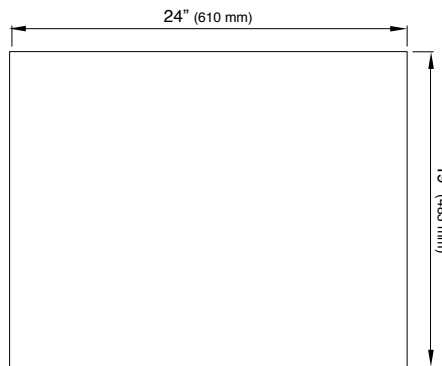
Graphite Wood Composite: 1/2" (sits above countertop 1/4")

Natural Golden Bamboo: 3/4" (sits above countertop 1/2")

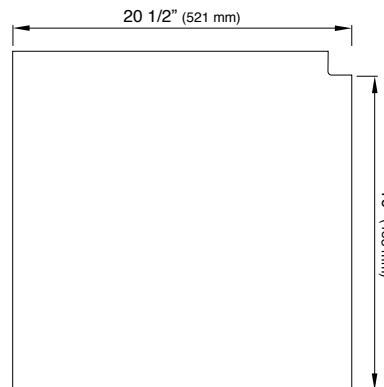
Exclusive Gray Resin: 5/8" (sits above countertop 3/8")

Designer White Resin: 5/8" (sits above countertop 3/8")

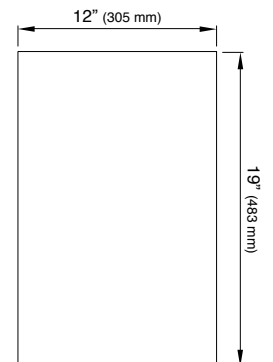
Technical Drawing



(1) 24" Upper Deck Section



(1) 20" Corner Section



(1) 12" Upper Deck Section

*The Upper Deck requires a 1/4" clearance below the surface of the countertop. If the countertop thickness is 3/4" or less, Walnut or Bamboo Upper Deck sections will not have the clearance to function above the Upper Tier Culinary Tools.