

4' + 12" Upper Deck® Set

For IWS-4-S-DD-12-S and IWA-4-S-DD-12-S

UD-4-12-3P-WA




24" 24" 12"
American Black Walnut

UD-4-12-3P-GT




24" 24" 12"
Graphite Wood Composite

UD-4-12-3P-BA




24" 24" 12"
Natural Golden Bamboo

UD-4-12-3P-GR



24" 24" 12"
Exclusive Gray Resin

UD-4-12-3P-WH



24" 24" 12"
Designer White Resin

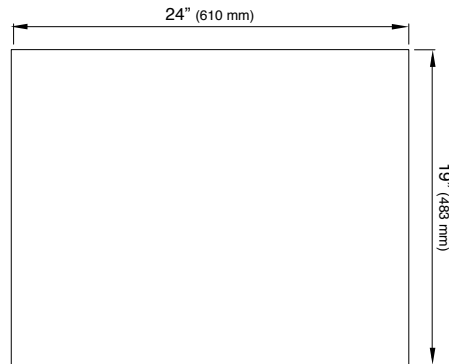
Specifications

- 4' + 12" Upper Deck set
- (2) 24" sections, (1) 12" section
- 19" deep
- Cover system and third tier work surface
- Sits in 18" deep
- Requires 1/4" clearance below countertop surface*

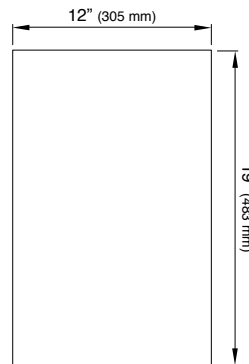
Material Thickness

- American Black Walnut: 3/4" (sits above countertop 1/2")
- Graphite Wood Composite: 1/2" (sits above countertop 1/4")
- Natural Golden Bamboo: 3/4" (sits above countertop 1/2")
- Exclusive Gray Resin: 5/8" (sits above countertop 3/8")
- Designer White Resin: 5/8" (sits above countertop 3/8")

Technical Drawing



(2) 24" Upper Deck Sections



(1) 12" Upper Deck Section

*The Upper Deck requires a 1/4" clearance below the surface of the countertop. If the countertop thickness is 3/4" or less, Walnut or Bamboo Upper Deck sections will not have the clearance to function above the Upper Tier Culinary Tools.