

30" Upper Deck® Set


For IWS-30-S, IWA-30-S

UD-30-2P-WA



18" 12"
American Black Walnut

UD-30-2P-GT




18" 12"
Graphite Wood Composite

UD-30-2P-BA




18" 12"
Natural Golden Bamboo

UD-30-2P-GR



18" 12"
Exclusive Gray Resin

UD-30-2P-WH



18" 12"
Designer White Resin

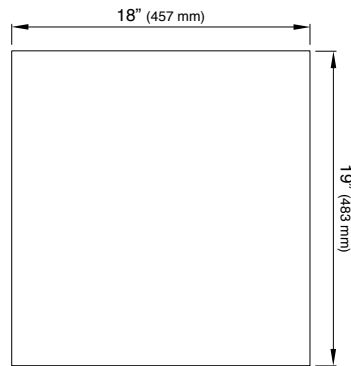
Specifications

- 30" Upper Deck set
- (1) 18" section, (1) 12" section
- 19" deep
- Cover system and third tier work surface
- Sits in 18" deep**
- Requires 1/4" clearance below countertop surface*

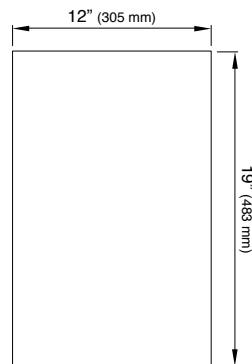
Material Thickness

- American Black Walnut: 3/4" (sits above countertop 1/2")
- Graphite Wood Composite: 1/2" (sits above countertop 1/4")
- Natural Golden Bamboo: 3/4" (sits above countertop 1/2")
- Exclusive Gray Resin: 5/8" (sits above countertop 3/8")
- Designer White Resin: 5/8" (sits above countertop 3/8")

Technical Drawing



(1) 18" Upper Deck Section



(1) 12" Upper Deck Section

*The Upper Deck requires a 1/4" clearance below the surface of the countertop. If the countertop thickness is 3/4" or less, Walnut or Bamboo Upper Deck sections will not have the clearance to function above the Upper Tier Culinary Tools.