

30" + 12" Upper Deck® Set

For IWS-30-S-DD-12-S and IWA-30-S-DD-12-S

UD-30-12-3P-WA



18" 12" 12"

American Black Walnut

UD-30-12-3P-GT



18" 12" 12"

Graphite Wood Composite


UD-30-12-3P-BA



18" 12" 12"

Natural Golden Bamboo


UD-30-12-3P-GR



18" 12" 12"

Exclusive Gray Resin

UD-30-12-3P-WH



18" 12" 12"

Designer White Resin

Specifications

30" + 12" Upper Deck set

(1) 18" section, (2) 12" sections

19" deep

Cover system and third tier work surface

Sits in 18" deep

Requires 1/4" clearance below countertop surface*

Material Thickness

American Black Walnut: 3/4" (sits above countertop 1/2")

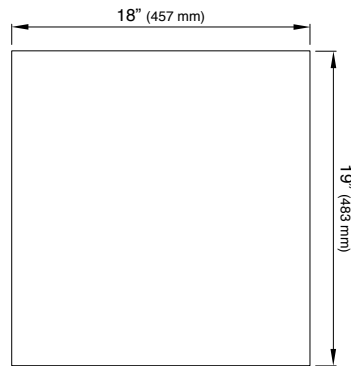
Graphite Wood Composite: 1/2" (sits above countertop 1/4")

Natural Golden Bamboo: 3/4" (sits above countertop 1/2")

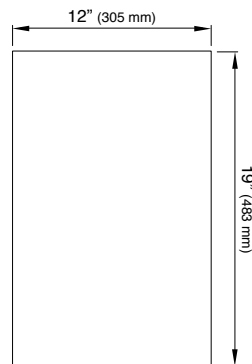
Exclusive Gray Resin: 5/8" (sits above countertop 3/8")

Designer White Resin: 5/8" (sits above countertop 3/8")

Technical Drawing



(1) 18" Upper Deck Section



(2) 12" Upper Deck Sections

*The Upper Deck requires a 1/4" clearance below the surface of the countertop. If the countertop thickness is 3/4" or less, Walnut or Bamboo Upper Deck sections will not have the clearance to function above the Upper Tier Culinary Tools.