


20" Corner Upper Deck® Section

UD-20-C-I-WA



American Black Walnut

UD-20-C-I-GT




Graphite Wood Composite

UD-20-C-I-BA




Natural Golden Bamboo

UD-20-C-I-GR



Exclusive Gray Resin

UD-20-C-I-WH



Designer White Resin

Specifications

20" Corner Upper Deck section

20 1/2" deep

Cover system and third tier work surface

Sits in 18" deep

Requires 1/4" clearance below countertop surface*

Material Thickness

American Black Walnut: 3/4" (sits above countertop 1/2")

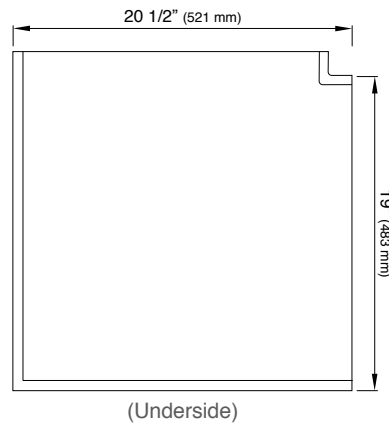
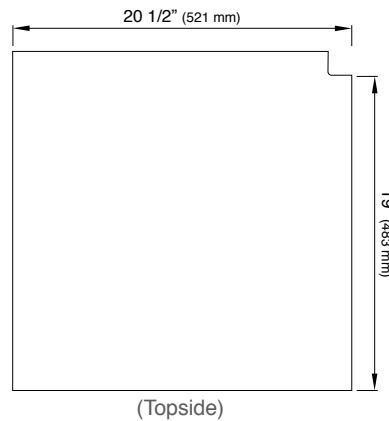
Graphite Wood Composite: 1/2" (sits above countertop 1/4")

Natural Golden Bamboo: 3/4" (sits above countertop 1/2")

Exclusive Gray Resin: 5/8" (sits above countertop 3/8")

Designer White Resin: 5/8" (sits above countertop 3/8")

Technical Drawing



*The Upper Deck requires a 1/4" clearance below the surface of the countertop. If the countertop thickness is 3/4" or less, Walnut or Bamboo Upper Deck sections will not have the clearance to function above the Upper Tier Culinary Tools.