

# 2' Upper Deck® Set

For IWS-2-C, IWA-2-C and IBS-2-C


UD-2-2P-BA



12" 12"

Natural Golden Bamboo


UD-2-2P-GT



12" 12"

Graphite Wood Composite

UD-2-2P-WH



12" 12"

Designer White Resin

UD-2-2P-GR



12" 12"

Exclusive Gray Resin

## Specifications

2' Upper Deck set  
(2) 12" sections  
19" deep  
Cover system and third tier work surface  
Sits in 18" deep\*\*  
Requires 1/4" clearance below  
countertop surface†

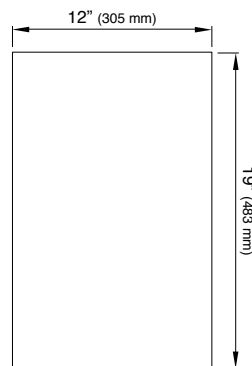
## Material Thickness

Natural Golden Bamboo: 3/4"  
(sits above countertop 1/2")

Graphite Wood Composite: 1/2"  
(sits above countertop 1/4")

Exclusive Gray Resin: 5/8"  
Designer White Resin: 5/8"  
(sits above countertop 3/8")

## Technical Drawing



(2) 12" Upper Deck Sections

† The Upper Deck requires a 1/4" clearance below the surface of the countertop. If the countertop thickness is 2cm or less, Bamboo Upper Deck sections will not have the needed clearance to function above the Upper Tier Culinary Tools. Custom options are available for countertops that are 1/2" or less in thickness.