

Ideal Workstation² 3S

SPECIFICATIONS

THE GALLEY[®]

IWS-3-S-2-QW



Quartered White Oak

IWS-3-S-2-WA



American Black Walnut

IWS-3-S-2-GT



Graphite Wood Composite

IWS-3-S-2-GR



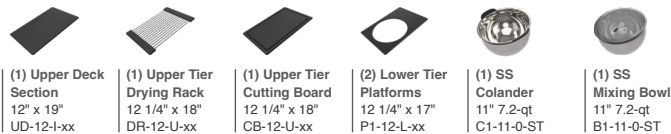
Exclusive Gray Resin*

IWS-3-S-2-WH




Designer White Resin*

Culinary Tools included (CKT-12)



Upper Deck[®] & citrine.

Cover set UD-3-2P-QW/WA/GT/GR/WH White Oak, Walnut, Graphite, Gray or White Resin



18" 18"

(1) 12"

Included in CKT

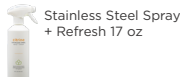
citrine care

CIT-09-SS-C



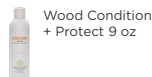
Stainless Steel
Clean + Polish 9 oz

CIT-17-SS-S



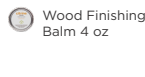
Stainless Steel Spray
+ Refresh 17 oz

CIT-09-WD-C



Wood Condition
+ Protect 9 oz

CIT-04-WD-B



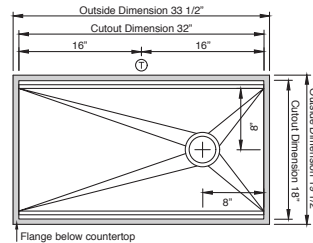
Wood Finishing
Balm 4 oz

Specifications

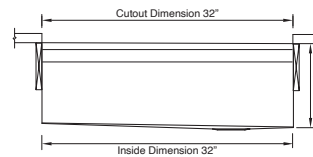
Single bowl
Users: 1
Culinary Tools included: Five
Galley Tap recommended: One
Outside dimensions: 33 1/2" x 19 1/2" x 11 1/16"
Interior dimensions: 32" x 18" x 10 3/4"
Countertop cutout: 32" x 18"
Basin area: 32" x 16"
Minimum cabinet size: 36" or 90cm

Basin (KSO-3-S-2-SS)

16GA 316L stainless steel indoor/outdoor
SilentArmor™ sound reduction technology
Angel finish
Three tier design with integrated Upper Tier
Star™ groove pattern
Reversible side drain
Drain cover included
Limited Lifetime Warranty
Made in the USA
ASME A112.19.3/CSA B45.4 certified
cUPC™ certified



Center Galley Tap holes 2" from the back of the 18" countertop cutout



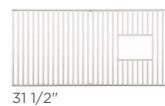
Customize Your Galley

Add 7-12" length
Add 1-6" length
Add 18" DryDock
Add 12" DryDock
Apron front

9" depth
Center drain
WorkTop™
*Color coded labels available

Recommended Basin Accessories & G4

Bottom Grate set BG-3-S-1-SS Stainless Steel



31 1/2"

Strainer M-DRN-MSS
Angel Finish 304 Stainless Steel



Disposer Strainer G-DRN-MSS
Angel Finish 304 Stainless Steel



Auto Strainer A-DRN-PSS/MSS/BSS/YSS

Angel Finish 304 Stainless Steel with Polished, Matte, PVD Satin Black, or PVD Brushed Gold knob



A-DRN-MSS shown

Disposal G4-WD-125

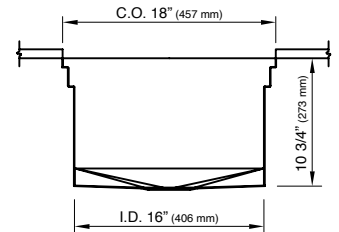
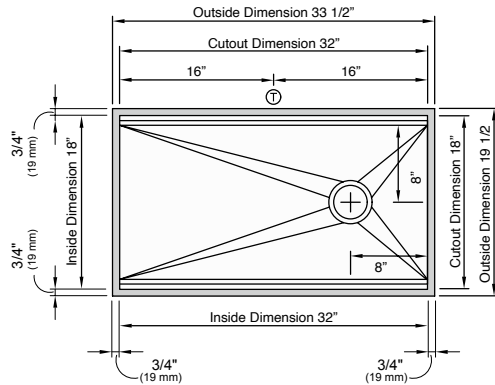


Ideal Workstation² 3S

SPECIFICATIONS | Right Hand Drain Orientation

THE GALLEY®

Tap Hole Specifications



SUGGESTED GALLEY TAP PLACEMENT GUIDE

Suggested maximum inside corner radius of countertop cutout 3/8"

① Galley Tap 1 3/8" min to 1 1/2" max hole diameter

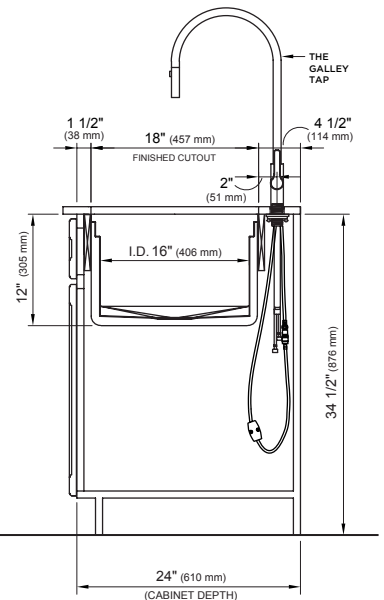
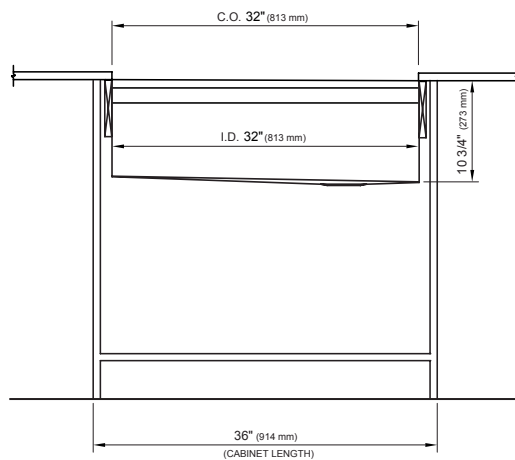
Center Tap hole diameters 2" behind cutout

Note: Galley Hot & Cold Tap requires a minimum 8" clearance to center if installed to the right of the Galley Tap

Note: Tap Placements are for right hand or left hand drain orientation

Call 800.375.4255 or email customercare@thegalley.com
for additional guidance on Tap and Tap Accessory placements

Countertop Cutout Plan



STAINLESS STEEL COMPLIANCE ASME A112. 19.3-2008/CSA B45.4-08

WE RESERVE THE RIGHT TO MAKE REVISIONS WITHOUT NOTICE IN THE DESIGN OF PRODUCTS OR IN PACKAGING UNLESS THIS RIGHT HAS SPECIFICALLY BEEN WAIVED AT THE TIME THE ORDER IS ACCEPTED.

DWG and DXF templates available on our website:

TheGalley.com/specification-library

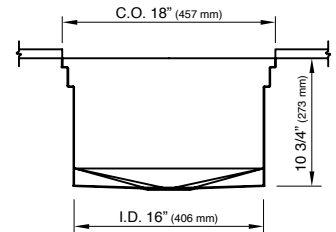
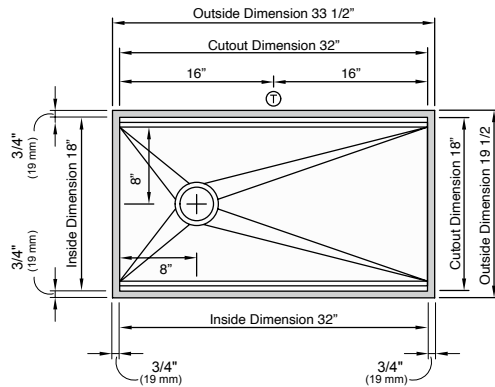
Questions? For additional assistance, please contact
The Galley's Customer Care Department at 800.375.4255

Ideal Workstation² 3S

SPECIFICATIONS | Left Hand Drain Orientation

THE GALLEY®

Tap Hole Specifications



SUGGESTED GALLEY TAP PLACEMENT GUIDE

Suggested maximum inside corner radius of countertop cutout 3/8"

① Galley Tap 1 3/8" min to 1 1/2" max hole diameter

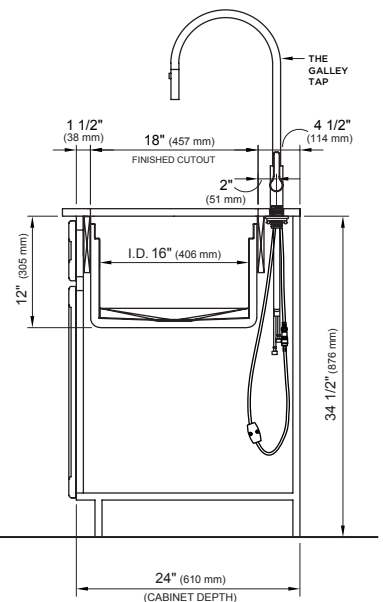
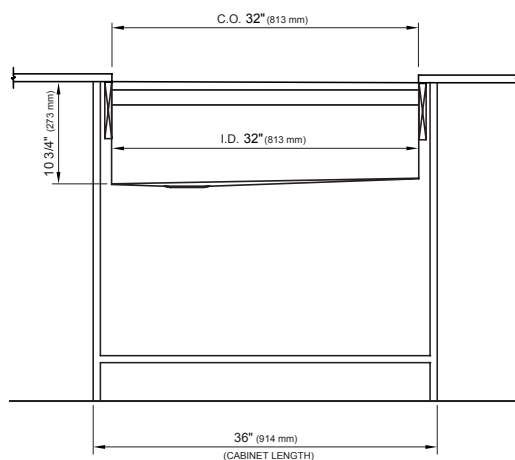
Center Tap hole diameters 2" behind cutout

Note: Galley Hot & Cold Tap requires a minimum 8" clearance to center if installed to the right of the Galley Tap

Note: Tap Placements are for right hand or left hand drain orientation

Call 800.375.4255 or email customercare@thegalley.com
for additional guidance on Tap and Tap Accessory placements

Countertop Cutout Plan



STAINLESS STEEL COMPLIANCE ASME A112. 19.3-2008/CSA B45.4-08

WE RESERVE THE RIGHT TO MAKE REVISIONS WITHOUT NOTICE IN THE DESIGN OF PRODUCTS OR IN PACKAGING UNLESS THIS RIGHT HAS SPECIFICALLY BEEN WAIVED AT THE TIME THE ORDER IS ACCEPTED.

DWG and DXF templates available on our website:

TheGalley.com/specification-library

Questions? For additional assistance, please contact
The Galley's Customer Care Department at 800.375.4255