


Ideal Work&WashStation™ 6D

IWW-6-D-BA



Natural Golden Bamboo / Exclusive Gray Resin

IWW-6-D-GT



Graphite Wood Composite / Graphite Resin

IWW-6-D-WH



Designer White Resin*

IWW-6-D-GR



Exclusive Gray Resin*

Specifications

Double bowl
Users: 1-2
Culinary/Wash Tools included: Nine
Galley Taps recommended: Two
Outside dimensions: 69 1/2" x 19 1/2" x 10 5/16"
Countertop cutout: 68 1/2" x 18"
Basin area: 45 7/8", 21 7/8" x 16"
Minimum cabinet size: 72" or 180cm

Basin (KSO-6-D-SS)

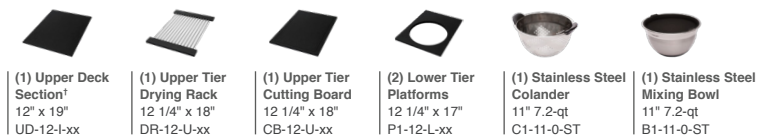
16GA 316L stainless steel indoor/outdoor
SilentArmor™ sound reduction technology
Angel finish
Two tier design
Star™ groove pattern
Reversible side drain
Drain covers included
Limited Lifetime Warranty
Made in the USA
ASME A112.19.3/CSA B45.4 certified

* The Upper Deck requires a 1/4" clearance below the surface of the countertop. If the countertop thickness is 2cm or less, Bamboo Upper Deck sections will not have the needed clearance to function above the Upper Tier Culinary Tools.

Please refer to Culinary Kit Finish descriptions for planning.

Custom options are available for countertops that are 1/2" or less in thickness.

Culinary Tools included (CKT-12)



Wash Tools included (WKT-4T)

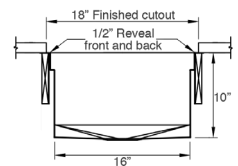
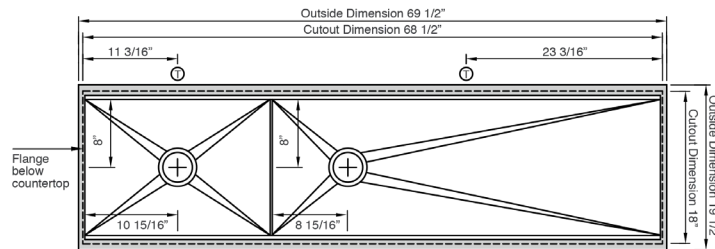


Personalize Your IWW-6-D

Add 7-12" length
Add 1-6" length
Add 18" DryDock
Add 12" DryDock
Apron front
9" depth
Center drain

Galley Tap collection
Optional Culinary Tools

*Color coded labels available




Upper Deck™

Upper Deck cover set UD-6-3P-GT/BA/GR/WH Graphite, Bamboo, Gray or White Resin

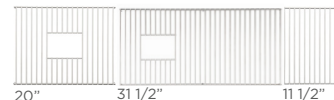


Upper Deck sections Graphite, Bamboo, Gray or White Resin



Recommended Basin Accessories

Bottom Grate set BG-6-D-3-SS Stainless Steel



Manual Strainer Basket
M-DRN-MSS Angel Finish 304 Stainless Steel



Disposal Flange Strainer Basket
G-DRN-MSS Angel Finish 304 Stainless Steel



Auto Strainer Basket Angel Finish 304 Stainless Steel with Polished or Matte knob



A-DRN-PSS
A-DRN-MSS